MESSER
Cutting Systems

OXYFUEL TECHNOLOGY
MESSER CUTTING SYSTEMS

PRODUCT

OXYFUEL TECHNOLOGY

ORIGINAL MESSER PRODUCTS

Thanks to our many years of experience—dating back to 1898—we can offer you solutions for almost any application in the field of oxyfuel technology. The Messer product range includes everything from tapping points, safety devices, hoses, and handles to hand-held and machine tools, including special nozzles.

Our areas of expertise include:

- the design of the required equipment, from the gas supply to the torch
- Development, manufacturing, and quality assurance “Made in Germany”
- Custom solutions on request
- a complete and comprehensive range of accessories
- Application engineers for commissioning and on-site service

Discover our other catalogs:



GRIFLAM: Our core competence lies in the design, development, production, and commissioning of individual components through to complete heating systems tailored to your needs. With GRIFLAM, we offer you a complete product range for heating with the oxyfuel flame to complement our cutting products. You can find the GRIFLAM catalog here.

Steel Mill technology: Our metallurgical engineering product range offers you all the equipment you need for your specific requirements in the metallurgical and steel industry, scrap yards, and foundries. From heavy-duty cutting torches and powder cutting torches to personal protective equipment and the right gas supply—the metallurgical engineering portfolio offers you the perfect solution. You can find the steel mill technology catalog here.

Gas Supply Equipment: The supply of gases, especially for cutting and heating technology, places high demands on the necessary equipment and fittings. Messer Cutting Systems manufactures and supplies various pressure regulators, tapping points, and all accessories related to gas supply in accordance with the applicable standards, regulations, and safety requirements. You can find the gas supply catalog here.

HyCut: Sustainable production, health and safety, and reducing the carbon footprint are increasingly important issues today. At the same time, economical and productive solutions are as important as ever. That is why Messer Cutting Systems has developed HyCut, the hydrogen solution. HyCut is a new, powerful, and sustainable alternative to the use of conventional fuel gases in oxyfuel technology. More information about HyCut and the hydrogen catalog can be found here.

CONTENTS

CONSTANT 2000 6
200bar-Technology 31
OXYGEN *31*
FUEL GASES *32*
HYDROGEN *34*
SHIELDING GASES *35*
NITROGEN *37*
COMPRESSED AIR *38*
SPECIAL GASES *39*
300bar-Technology 40
OXYGEN *40*
FUEL GASES *41*
HYDROGEN *41*
SHIELDING GASES & NITROGEN *42*
COMPRESSED AIR *44*
SPECIAL GASES *45*
ACCESSORIES PRESSURE REGULATORS 46
MINITHERM 47
HANDLES & KITS & CUTTING INSERTS 48
BRAZING, HEATING AND WELDING INSERTS 49
MICRO-INSERTS 50
NEEDLE INSERTS 51
STARLET 52
HANDLES AND KITS 53
WELDING, BRAZING AND HEATING INSERTS 56
ACETYLENE *56*
PROPANE/METHANE/MAPP/ETHYLENE *58*
FORKED TORCH INSERTS 60
CUTTING INSERTS 61
STAR 62
HANDLES AND KITS 63
WELDING, BRAZING AND HEATING INSERTS 65
ACETYLENE *65*
PROPANE/METHANE/MAPP/ETHYLENE *67*
FLAME STRAIGHTENING & WASHING INSERTS 69

CUTTING INSERTS 70
SUPERTHERM 71
HANDLE 72
HEATING INSERTS 72
STARCUT 73
RING-/SLOT NOZZLES COMPATIBLE 74
BLOCK NOZZLES COMPATIBLE 74
GAS MIXING NOZZLES COMPATIBLE 75
CYLINDRICAL NOZZLES COMPATIBLE 75
SCRAP CUTTING STARCUT 76
GOUGING NOZZLES COMPATIBLE 77
ESSEN 78
RING-/SLOT NOZZLES COMPATIBLE 79
BLOCK NOZZLES COMPATIBLE 79
GAS MIXING NOZZLES COMPATIBLE 80
CYLINDRICAL NOZZELS COMPATIBLE 81
HAND CUTTING NOZZLES 84
RING-/SLOT NOZZLES 85
BLOCK NOZZLES 87
GAS MIXING NOZZLES 89
GOUGING NOZZLES 92
RING-/SLOT NOZZLES 92
BLOCK NOZZLES 93
GAS MIXING NOZZLES 94
MACHINE CUTTING TORCHES 95
RING-/SLOT NOZZLES COMPATIBLE 96
CYLINDRICAL NOZZLES COMPATIBLE 97
GAS MIXING NOZZLES COMPATIBLE 98
OUTER MIXING NOZZLES COMPATIBLE 99
ACCESSORIES MACHINE CUTTING TORCHES 99
SAFETY DEVICES 101
MACHINE CUTTING NOZZLES 102
RING-/SLOT NOZZLES 103
CYLINDRICAL NOZZLES 108
GAS MIXING NOZZLES 110
OUTER MIXING NOZZLES 113

SAFETY DEVICES 114
FOR CYLINDER PRESSURE REGULATORS AND TAPPING POINTS 116
FOR MACHINE CUTTING TORCHES 119
FOR WORKING EQUIPMENT AND HOSE LINES 120
WITH QUICK COUPLING CONNECTION 121
QUICK COUPLING CONNECTIONS 122
ACCESSORIES FOR WORK PLACE INSPECTION 123
HOSES 124
SOLD BY THE METER 124
ASSEMBLED HOSES 125
ACCESSORIES FOR HOSES 126
STABLECUT 128
GAS ECONOMIZER 130
SHIELDING GAS SAVERS 130
MECHANICAL GAS ECONOMIZER 131
ELECTRICAL GAS ECONOMIZER 132
PORTABLE FLAME CUTTING MACHINES 133
SECATOR 2 133
ACCESSORIES SECATOR 2 ..... *136*
PORTACUT 137
ACCESSORIES PORTACUT *140*
ACCESSORIES 141
TORCH ACCESSORIES 141
NOZZLES ACCESSORIES 142

TYPHOON

THE RELIABLE BASIC CYLINDER PRESSEURE REGULATOR

The TYPHOON cylinder pressure regulator provides dependable pressure control for standard applications. Its functional, straightforward design ensures stable operation and easy installation. This makes the TYPHOON the perfect solution for users who require consistent performance without additional features.

The TYPHOON is available in the following versions (not all of them are listed in this catalog) to fit perfectly to your needs:

TYPHOON			
Inlet side	*Version*	*P2-Gauge*	*Code*
Left	Single stage	Pressure	TYPHOON L
Bottom	Single stage	Pressure	TYPHOON B
Left	Double stage	Pressure	TYPHOON LD
Right	Double stage	Pressure	TYPHOON RD
Left	Single stage	Flowmeter	TYPHOON LFM
Left	Double stage	Flowmeter	TYPHOON LDFM
Right	Double stage	Flowmeter	TYPHOON RDFM
Left	Double stage	Flow gauge	TYPHOON LDFG
Right	Double stage	Flow gauge	TYPHOON RDFG

Not all versions are available for every gas!
Not all connection standards will be listed – other connections available upon request.

OXYGEN

TYPHOON L OXYGEN

Single stage, with pressure gauges
Inlet connection left (9:00)/ outlet connection right (4:30)

Inlet side	*Inlet pressure P1 max.*	*Outlet pressure P2 max.*	*Connection standard*	*Flow rate max.*	*Art.-No.*	*Kat.-No.*
Left	230bar / 3335psi	10bar / 145psi	DIN	45m³/h	770.21058	000
Left	230bar / 3335psi	10bar / 145psi	BSP	45m³/h	770.21059	000

Other versions available upon request

TYPHOON LD/RD OXYGEN

Double stage, with pressure gauges
Inlet connection left (9:00)/ outlet connection right (4:30) or
Inlet connection right (3:00)/ outlet connection left (7:30)

Inlet side	*Inlet pressure P1 max.*	*Outlet pressure P2 max.*	*Connection standard*	*Flow rate max.*	*Art.-No.*	*Kat.-No.*
Left	230bar / 3335psi	10bar / 145psi	BSP	41m³/h	770.25083	000
Right	230bar / 3335psi	10bar / 145psi	BSP	41m³/h	770.25092	000

Other versions available upon request

FUEL GASES

TYPHOON L ACETYLENE

Single stage, with pressure gauges
Inlet connection left (9:00)/ outlet connection right (4:30)

Inlet side	*Inlet pressure P1 max.*	*Outlet pressure P2 max.*	*Connection standard*	*Flow rate max.*	*Art.-No.*	*Kat.-No.*
Left	25bar / 360psi	1,5bar / 22psi	DIN	6,5m³/h	770.21062	000
Left	25bar / 360psi	1,5bar / 22psi	BSP	6,5m³/h	770.21063	000

Other versions available upon request

TYPHOON LD/RD ACETYLENE

Double stage, with pressure gauges
Inlet connection left (9:00)/ outlet connection right (4:30) or
Inlet connection right (3:00)/ outlet connection left (7:30)

Inlet side	*Inlet pressure P1 max.*	*Outlet pressure P2 max.*	*Connection standard*	*Flow rate max.*	*Art.-No.*	*Kat.-No.*
Left	25bar / 360psi	1,5bar / 22psi	BSP	6,5m³/h	770.25081	000
Right	25bar / 360psi	1,5bar / 22psi	BSP	6,5m³/h	770.25107	000

Other versions available upon request

CYLINDER PRESSURE REGULATOR

MESSER Cutting Systems

TYPHOON L PROPANE

Single stage, with pressure gauges
Inlet connection left (9:00)/ outlet connection right (4:30)

Inlet side	*Inlet pressure P1 max.*	*Outlet pressure P2 max.*	*Connection standard*	*Flow rate max.*	*Art.-No.*	*Kat.-No.*
Left	25bar / 360psi	2,5bar / 36psi	DIN	12,5m³/h	770.21067	000
Left	25bar / 360psi	2,5bar / 36psi	BSP	12,5m³/h	770.21068	000

Other versions available upon request

TYPHOON LD/RD PROPANE

Double stage, with pressure gauges
Inlet connection left (9:00)/ outlet connection right (4:30) or
Inlet connection right (3:00)/ outlet connection left (7:30)

Inlet side	*Inlet pressure P1 max.*	*Outlet pressure P2 max.*	*Connection standard*	*Flow rate max.*	*Art.-No.*	*Kat.-No.*
Left	25bar / 360psi	2,5bar / 36psi	BSP	12,5m³/h	770.25084	000
Right	25bar / 360psi	2,5bar / 36psi	BSP	12,5m³/h	770.25110	000

Other versions available upon request

HYDROGEN

TYPHOON L HYDROGEN

Single stage, with pressure gauges
Inlet connection left (9:00)/ outlet connection right (4:30)

Inlet side	*Inlet pressure P1 max.*	*Outlet pressure P2 max.*	*Connection standard*	*Flow rate max.*	*Art.-No.*	*Kat.-No.*
Left	230bar / 3335psi	10bar / 145psi	DIN	180m³/h	770.21072	000
Left	230bar / 3335psi	10bar / 145psi	BSP	180m³/h	770.21073	000

Other versions available upon request

TYPHOON LD/RD HYDROGEN

Double stage, with pressure gauges
Inlet connection left (9:00)/ outlet connection right (4:30) or
Inlet connection right (3:00)/ outlet connection left (7:30)

Inlet side	*Inlet pressure P1 max.*	*Outlet pressure P2 max.*	*Connection standard*	*Flow rate max.*	*Art.-No.*	*Kat.-No.*
Left	230bar / 3335psi	10bar / 145psi	BSP	164m³/h	770.25087	000
Right	230bar / 3335psi	10bar / 145psi	BSP	164m³/h	770.25104	000

Other versions available upon request

CYLINDER PRESSURE REGULATOR

ARGON

TYPHOON L ARGON

Single stage, with pressure gauges
Inlet connection left (9:00)/ outlet connection right (4:30)

Inlet side	*Inlet pressure P1 max.*	*Outlet pressure P2 max.*	*Connection standard*	*Flow rate max.*	*Art.-No.*	*Kat.-No.*
Left	230bar / 3335psi	10bar / 145psi	DIN	40,5m³/h	770.21076	000
Left	230bar / 3335psi	10bar / 145psi	BSP	40,5m³/h	770.21077	000

Other versions available upon request

TYPHOON LD/RD ARGON

Double stage, with pressure gauges
Inlet connection left (9:00)/ outlet connection right (4:30) or
Inlet connection right (3:00)/ outlet connection left (7:30)

Inlet side	*Inlet pressure P1 max.*	*Outlet pressure P2 max.*	*Connection standard*	*Flow rate max.*	*Art.-No.*	*Kat.-No.*
Left	230bar / 3335psi	10bar / 145psi	BSP	37m³/h	770.25082	000
Right	230bar / 3335psi	10bar / 145psi	BSP	37m³/h	770.25095	000

Other versions available upon request

TYPHOON LFM ARGON

Single stage, with flow meter
Inlet connection left (9:00)/ outlet connection right (4:30)

Inlet side	*Inlet pressure P1 max.*	*Connection standard*	*Flow rate max.*	*Art.-No.*	*Kat.-No.*
Left	230bar / 3335psi	DIN	30l/min / 64scfh	770.21092	000
Left	230bar / 3335psi	BSP	30l/min / 64scfh	770.21093	000

Other versions available upon request

TYPHOON LDFM/RDFM ARGON

Double stage, with flow meter
Inlet connection left (9:00)/ outlet connection right (4:30) or
Inlet connection right (3:00)/ outlet connection left (7:30)

Inlet side	*Inlet pressure P1 max.*	*Connection standard*	*Flow rate max.*	*Art.-No.*	*Kat.-No.*
Left	230bar / 3335psi	BSP	30l/min / 64scfh	770.25088	000
Right	230bar / 3335psi	BSP	30l/min / 64scfh	770.25113	000

Other versions available upon request

CYLINDER PRESSURE REGULATOR

TYPHOON LDFG/RDFG ARGON

Double stage, with flow gauges
Inlet connection left (9:00)/ outlet connection right (4:30) or
Inlet connection right (3:00)/ outlet connection left (7:30)

Inlet side	*Inlet pressure P1 max.*	*Connection standard*	*Flow rate max.*	*Art.-No.*	*Kat.-No.*
Left	230bar / 3335psi	BSP	32l/min / 68scfh	770.25090	000
Right	230bar / 3335psi	BSP	32l/min / 68scfh	770.25119	000

Other versions available upon request

CARBON DIOXIDE

TYPHOON L CO2

Single stage, with pressure gauges
Inlet connection left (9:00)/ outlet connection right (4:30)

Inlet side	*Inlet pressure P1 max.*	*Outlet pressure P2 max.*	*Connection standard*	*Flow rate max.*	*Art.-No.*	*Kat.-No.*
Left	100bar / 1450psi	10bar / 145psi	DIN	36m³/h	770.21080	000
Left	100bar / 1450psi	10bar / 145psi	BSP	36m³/h	770.21081	000

Other versions available upon request

TYPHOON LD/RD CO2

Double stage, with pressure gauges
Inlet connection left (9:00)/ outlet connection right (4:30) or
Inlet connection right (3:00)/ outlet connection left (7:30)

Inlet side	*Inlet pressure P1 max.*	*Outlet pressure P2 max.*	*Connection standard*	*Flow rate max.*	*Art.-No.*	*Kat.-No.*
Left	100bar / 1450psi	10bar / 145psi	BSP	35m³/h	770.25085	000
Right	100bar / 1450psi	10bar / 145psi	BSP	35m³/h	770.25098	000

Other versions available upon request

TYPHOON LFM CO2

Single stage, with flow meter
Inlet connection left (9:00)/ outlet connection right (4:30)

Inlet side	*Inlet pressure P1 max.*	*Connection standard*	*Flow rate max.*	*Art.-No.*	*Kat.-No.*
Left	100bar / 1450psi	DIN	30l/min / 64scfh	770.21096	000
Left	100bar / 1450psi	BSP	30l/min / 64scfh	770.21097	000

Other versions available upon request

CYLINDER PRESSURE REGULATOR

MESSER Cutting Systems

TYPHOON LDFM/RDFM CO2

Double stage, with flow meter
Inlet connection left (9:00)/ outlet connection right (4:30) or
Inlet connection right (3:00)/ outlet connection left (7:30)

Inlet side	*Inlet pressure P1 max.*	*Connection standard*	*Flow rate max.*	*Art.-No.*	*Kat.-No.*
Left	100bar / 1450psi	BSP	30l/min / 64scfh	770.25089	000
Right	100bar / 1450psi	BSP	30l/min / 64scfh	770.25116	000

Other versions available upon request

TYPHOON LDFG/RDFG CO2

Double stage, with flow gauges
Inlet connection left (9:00)/ outlet connection right (4:30) or
Inlet connection right (3:00)/ outlet connection left (7:30)

Inlet side	*Inlet pressure P1 max.*	*Connection standard*	*Flow rate max.*	*Art.-No.*	*Kat.-No.*
Left	100bar / 1450psi	BSP	32l/min / 68scfh	770.25091	000
Right	100bar / 1450psi	BSP	32l/min / 68scfh	770.25122	000

Other versions available upon request

NITROGEN

TYPHOON L NITROGEN

Single stage, with pressure gauges
Inlet connection left (9:00)/ outlet connection right (4:30)

Inlet side	*Inlet pressure P1 max.*	*Outlet pressure P2 max.*	*Connection standard*	*Flow rate max.*	*Art.-No.*	*Kat.-No.*
Left	230bar / 3335psi	10bar / 145psi	DIN	47m³/h	770.21084	000
Left	230bar / 3335psi	10bar / 145psi	BSP	47m³/h	770.21085	000

Other versions available upon request

TYPHOON LD/RD NITROGEN

Double stage, with pressure gauges
Inlet connection left (9:00)/ outlet connection right (4:30) or
Inlet connection right (3:00)/ outlet connection left (7:30)

Inlet side	*Inlet pressure P1 max.*	*Outlet pressure P2 max.*	*Connection standard*	*Flow rate max.*	*Art.-No.*	*Kat.-No.*
Left	230bar / 3335psi	10bar / 145psi	BSP	43m³/h	770.25086	000
Right	230bar / 3335psi	10bar / 145psi	BSP	43m³/h	770.25101	000

Other versions available upon request

CYLINDER PRESSURE REGULATOR

TYPHOON LFM NITROGEN

Single stage, with flow meter
Inlet connection left (9:00)/ outlet connection right (4:30)

Inlet side	*Inlet pressure P1 max.*	*Connection standard*	*Flow rate max.*	*Art.-No.*	*Kat.-No.*
Left	230bar / 3335psi	DIN	30l/min / 64scfh	770.21100	000
Left	230bar / 3335psi	BSP	30l/min / 64scfh	770.21101	000

Other versions available upon request

HELIUM

TYPHOON L HELIUM

Single stage, with pressure gauges
Inlet connection left (9:00)/ outlet connection right (4:30)

Inlet side	*Inlet pressure P1 max.*	*Outlet pressure P2 max.*	*Connection standard*	*Flow rate max.*	*Art.-No.*	*Kat.-No.*
Left	230bar / 3335psi	10bar / 145psi	DIN	45m³/h	770.21088	000
Left	230bar / 3335psi	10bar / 145psi	BSP	45m³/h	770.21089	000

Other versions available upon request

TYPHOON LFM HELIUM

Single stage, with flow meter
Inlet connection left (9:00)/ outlet connection right (4:30)

Inlet side	*Inlet pressure P1 max.*	*Connection standard*	*Flow rate max.*	*Art.-No.*	*Kat.-No.*
Left	230bar / 3335psi	DIN	30l/min / 64scfh	770.21151	000
Left	230bar / 3335psi	BSP	30l/min / 64scfh	770.21152	000

Other versions available upon request

TORNADO

ENHANCED DESIGN FOR PROFESSIONAL USE

The TORNADO cylinder pressure regulator offers precise pressure regulation combined with improved materials and refined mechanical design. Optimized for frequent use, it delivers increased durability, smoother adjustment and higher long-term stability. Ideal for professional environments requiring reliable operation with added robustness.

The TORNADO is available in the following versions **(not all of them are listed in this catalog)** to fit perfectly to your needs:

TORNADO				
Inlet side	*Version*	*P2-Gauge*	*Inlet/Outlet Arrangement*	*Code*
L = left / R = right	Single stage	Pressure	L= 9:00/4:30 – R= 3:00/7:30	TORNADO L / R
L = left / R = right	Single stage	Pressure	L= 9:00/3:00 – R= 3:00/9:00	TORNADO LS / RS
L = left / R = right	Double stage	Pressure	L= 9:00/4:30 – R= 3:00/7:30	TORNADO LD / RD
L = left / R = right	Double stage	Pressure	L= 9:00/3:00 – R= 3:00/9:00	TORNADO LSD / RSD
L = left / R = right	Single stage	Flow meter	L= 9:00/6:00 – R= 3:00/6:00	TORNADO LFM / RFM
L = left / R = right	Double stage	Flow meter	L= 9:00/6:00 – R= 3:00/6:00	TORNADO LDFM / RDFM
L = left / R = right	Single stage	2xFlow meter	L= 9:00/6:00 – R= 3:00/6:00	TORNADO LFM2 / RFM2
L = left / R = right	Double stage	2xFlow meter	L= 9:00/6:00 – R= 3:00/6:00	TORNADO LDFM2 / RDFM2
L = left / R = right	Single stage	Flow gauge	L= 9:00/4:30 – R= 3:00/7:30	TORNADO LFG / RFG
L = left / R = right	Double stage	Flow gauge	L= 9:00/4:30 – R= 3:00/7:30	TORNADO LDFG / RDFG
L = left / R = right	Single stage	Flow gauge	L= 9:00/3:00 – R= 3:00/9:00	TORNADO LSFG / RSFG
L = left / R = right	Double stage	Flow gauge	L= 9:00/3:00 – R= 3:00/9:00	TORNADO LSDFG / RSDFG
L = left / R = right	Single stage	Pressure	L= 9:00/4:30 – R= 3:00/7:30	TORNADO TL / TR
L = left / R = right	Single stage	Pressure	L= 9:00/3:00 – R= 3:00/9:00	TORNADO TLS / TRS

For Carbon Dioxide electrical heated regulators are available
(Le / Re / LSe / RSe / LFGe / RFGe / LSFGe / RSFGe / LFMe / RFMe)

Not all versions are available for every gas!
Not all connection standards will be listed – other connections available upon request.

OXYGEN

TORNADO L / R OXYGEN

Single stage, with pressure gauges
Inlet connection left (9:00)/ outlet connection right (4:30) or
Inlet connection right (3:00)/ outlet connection left (7:30)

Inlet side	*Inlet pressure P1 max.*	*Outlet pressure P2 max.*	*Connection standard*	*Flow rate max.*	*Art.-No.*	*Kat.-No.*
Left	230bar / 3335psi	10bar / 145psi	DIN	45m³/h	770.51740	000
Left	230bar / 3335psi	10bar / 145psi	BSP	45m³/h	770.51742	000

Other versions available upon request

TORNADO LD / RD OXYGEN

Double stage, with pressure gauges
Inlet connection left (9:00)/ outlet connection right (4:30) or
Inlet connection right (3:00)/ outlet connection left (7:30)

Inlet side	*Inlet pressure P1 max.*	*Outlet pressure P2 max.*	*Connection standard*	*Flow rate max.*	*Art.-No.*	*Kat.-No.*
Left	230bar / 3335psi	10bar / 145psi	DIN	41m³/h	On request	000
Left	230bar / 3335psi	10bar / 145psi	BSP	41m³/h	770.52432	000

Other versions available upon request

TORNADO TL / TR OXYGEN

Single stage, with pressure gauges
Inlet connection left (9:00)/ outlet connection right (4:30) or
Inlet connection right (3:00)/ outlet connection left (7:30)

Inlet side	*Inlet pressure P1 max.*	*Outlet pressure P2 max.*	*Connection standard*	*Flow rate max.*	*Art.-No.*	*Kat.-No.*
Left	230bar / 3335psi	20bar / 290psi	DIN	75m³/h	770.21210	000
Left	230bar / 3335psi	20bar / 290psi	BSP	75m³/h	770.21222	000
Left	230bar / 3335psi	50bar / 725psi	DIN	-	770.21214	000
Left	230bar / 3335psi	50bar / 725psi	BSP	-	770.21228	000
Left	230bar / 3335psi	100bar / 1450psi	DIN	-	770.21218	000
Left	230bar / 3335psi	100bar / 1450psi	BSP	-	770.21230	000

Other versions available upon request

FUEL GASES

TORNADO L / R ACETYLENE

Single stage, with pressure gauges
Inlet connection left (9:00)/ outlet connection right (4:30) or
Inlet connection right (3:00)/ outlet connection left (7:30)

Inlet side	*Inlet pressure P1 max.*	*Outlet pressure P2 max.*	*Connection standard*	*Flow rate max.*	*Art.-No.*	*Kat.-No.*
Left	25bar / 360psi	1,5bar / 22psi	DIN	6,5m³/h	770.51756	000
Left	25bar / 360psi	1,5bar / 22psi	BSP	6,5m³/h	770.51758	000

Other versions available upon request

TORNADO L / R PROPANE

Single stage, with pressure gauges
Inlet connection left (9:00)/ outlet connection right (4:30) or
Inlet connection right (3:00)/ outlet connection left (7:30)

Inlet side	*Inlet pressure P1 max.*	*Outlet pressure P2 max.*	*Connection standard*	*Flow rate max.*	*Art.-No.*	*Kat.-No.*
Left	25bar / 360psi	2,5bar / 36psi	DIN	12,5m³/h	770.51772	000
Left	25bar / 360psi	2,5bar / 36psi	BSP	12,5m³/h	770.51774	000

Other versions available upon request

HYDROGEN

TORNADO L / R HYDROGEN

Single stage, with pressure gauges
Inlet connection left (9:00)/ outlet connection right (4:30) or
Inlet connection right (3:00)/ outlet connection left (7:30)

Inlet side	*Inlet pressure P1 max.*	*Outlet pressure P2 max.*	*Connection standard*	*Flow rate max.*	*Art.-No.*	*Kat.-No.*
Left	230bar / 3335psi	10bar / 145psi	DIN	180m³/h	770.51788	000
Left	230bar / 3335psi	10bar / 145psi	BSP	180m³/h	770.51790	000

Other versions available upon request

TORNADO LD / RD HYDROGEN

Double stage, with pressure gauges
Inlet connection left (9:00)/ outlet connection right (4:30) or
Inlet connection right (3:00)/ outlet connection left (7:30)

Inlet side	*Inlet pressure P1 max.*	*Outlet pressure P2 max.*	*Connection standard*	*Flow rate max.*	*Art.-No.*	*Kat.-No.*
Left	230bar / 3335psi	10bar / 145psi	DIN	164m³/h	770.52440	000
Left	230bar / 3335psi	10bar / 145psi	BSP	164m³/h	770.52442	000

Other versions available upon request

CYLINDER PRESSURE REGULATOR

MESSER Cutting Systems

TORNADO TL / TR HYDROGEN

Single stage, with pressure gauges
Inlet connection left (9:00)/ outlet connection right (4:30) or
Inlet connection right (3:00)/ outlet connection left (7:30)

Inlet side	*Inlet pressure P1 max.*	*Outlet pressure P2 max.*	*Connection standard*	*Flow rate max.*	*Art.-No.*	*Kat.-No.*
Left	230bar / 3335psi	20bar / 290psi	DIN	276m³/h	770.21234	000
Left	230bar / 3335psi	20bar / 290psi	BSP	276m³/h	770.21246	000
Left	230bar / 3335psi	50bar / 725psi	DIN	-	770.21238	000
Left	230bar / 3335psi	50bar / 725psi	BSP	-	770.21250	000
Left	230bar / 3335psi	100bar / 1450psi	DIN	-	770.21242	000
Left	230bar / 3335psi	100bar / 1450psi	BSP	-	770.21254	000

Other versions available upon request

TORNADO LFG / RFG HYDROGEN

Single stage, with flow gauges
Inlet connection left (9:00)/ outlet connection right (4:30) or
Inlet connection right (3:00)/ outlet connection left (7:30)

Inlet side	*Inlet pressure P1 max.*	*Connection standard*	*Flow rate max.*	*Art.-No.*	*Kat.-No.*
Left	230bar / 3335psi	DIN	16l/min / 34scfh	770.51999	000
Left	230bar / 3335psi	DIN	32l/min / 68scfh	770.52000	000
Left	230bar / 3335psi	BSP	16l/min / 34scfh	770.52003	000
Left	230bar / 3335psi	BSP	32l/min / 68scfh	770.52004	000

Other versions available upon request

TORNADO LFM / RFM HYDROGEN

Single stage, with flow meter
Inlet connection left (9:00)/ outlet connection right (4:30) or
Inlet connection right (3:00)/ outlet connection left (7:30)

Inlet side	*Inlet pressure P1 max.*	*Connection standard*	*Flow rate max.*	*Art.-No.*	*Kat.-No.*
Left	230bar / 3335psi	DIN	16l/min / 34scfh	770.52119	000
Left	230bar / 3335psi	DIN	30l/min / 64scfh	770.52120	000
Left	230bar / 3335psi	BSP	16l/min / 34scfh	770.52121	000
Left	230bar / 3335psi	BSP	30l/min / 64scfh	770.52122	000

Other versions available upon request

TORNADO LFM2 / RFM2 HYDROGEN

Single stage, with flow meters
Inlet connection left (9:00)/ outlet connection right (4:30) or
Inlet connection right (3:00)/ outlet connection left (7:30)

Inlet side	*Inlet pressure P1 max.*	*Connection standard*	*Flow rate max.*	*Art.-No.*	*Kat.-No.*
Left	230bar / 3335psi	DIN	2x16l/min / 34scfh	770.52191	000
Left	230bar / 3335psi	DIN	2x30l/min / 64scfh	770.52192	000
Left	230bar / 3335psi	BSP	2x16l/min / 34scfh	770.52193	000
Left	230bar / 3335psi	BSP	2x30l/min / 64scfh	770.52194	000

Other versions available upon request

CYLINDER PRESSURE REGULATOR

ARGON

TORNADO L / R ARGON

Single stage, with pressure gauges
Inlet connection left (9:00)/ outlet connection right (4:30) or
Inlet connection right (3:00)/ outlet connection left (7:30)

Inlet side	*Inlet pressure P1 max.*	*Outlet pressure P2 max.*	*Connection standard*	*Flow rate max.*	*Art.-No.*	*Kat.-No.*
Left	230bar / 3335psi	10bar / 145psi	DIN	40,5m³/h	770.51804	000
Left	230bar / 3335psi	10bar / 145psi	BSP	40,5m³/h	770.51806	000

Other versions available upon request

TORNADO LD / RD ARGON

Double stage, with pressure gauges
Inlet connection left (9:00)/ outlet connection right (4:30) or
Inlet connection right (3:00)/ outlet connection left (7:30)

Inlet side	*Inlet pressure P1 max.*	*Outlet pressure P2 max.*	*Connection standard*	*Flow rate max.*	*Art.-No.*	*Kat.-No.*
Left	230bar / 3335psi	10bar / 145psi	DIN	37m³/h	770.52450	000
Left	230bar / 3335psi	10bar / 145psi	BSP	37m³/h	770.52452	000

Other versions available upon request

TORNADO TL / TR ARGON

Single stage, with pressure gauges
Inlet connection left (9:00)/ outlet connection right (4:30) or
Inlet connection right (3:00)/ outlet connection left (7:30)

Inlet side	*Inlet pressure P1 max.*	*Outlet pressure P2 max.*	*Connection standard*	*Flow rate max.*	*Art.-No.*	*Kat.-No.*
Left	230bar / 3335psi	20bar / 290psi	DIN	62m³/h	770.21258	000
Left	230bar / 3335psi	20bar / 290psi	BSP	62m³/h	770.21270	000
Left	230bar / 3335psi	50bar / 725psi	DIN	-	770.21262	000
Left	230bar / 3335psi	50bar / 725psi	BSP	-	770.21274	000
Left	230bar / 3335psi	100bar / 1450psi	DIN	-	770.21266	000
Left	230bar / 3335psi	100bar / 1450psi	BSP	-	770.21278	000

Other versions available upon request

TORNADO LFG / RFG ARGON

Single stage, with flow gauges
Inlet connection left (9:00)/ outlet connection right (4:30) or
Inlet connection right (3:00)/ outlet connection left (7:30)

Inlet side	*Inlet pressure P1 max.*	*Connection standard*	*Flow rate max.*	*Art.-No.*	*Kat.-No.*
Left	230bar / 3335psi	DIN	16l/min / 34scfh	770.51951	000
Left	230bar / 3335psi	DIN	32l/min / 68scfh	770.51952	000
Left	230bar / 3335psi	BSP	16l/min / 34scfh	770.51955	000
Left	230bar / 3335psi	BSP	32l/min / 68scfh	770.51956	000

Other versions available upon request

CYLINDER PRESSURE REGULATOR

MESSER Cutting Systems

TORNADO LFM / RFM ARGON

Single stage, with flow meter
Inlet connection left (9:00)/ outlet connection right (4:30) or
Inlet connection right (3:00)/ outlet connection left (7:30)

Inlet side	*Inlet pressure P1 max.*	*Connection standard*	*Flow rate max.*	*Art.-No.*	*Kat.-No.*
Left	230bar / 3335psi	DIN	16l/min / 34scfh	770.52095	000
Left	230bar / 3335psi	DIN	30l/min / 64scfh	770.52096	000
Left	230bar / 3335psi	BSP	16l/min / 34scfh	770.52097	000
Left	230bar / 3335psi	BSP	30l/min / 64scfh	770.52098	000

Other versions available upon request

TORNADO LFM2 / RFM2 ARGON

Single stage, with flow meters
Inlet connection left (9:00)/ outlet connection right (4:30) or
Inlet connection right (3:00)/ outlet connection left (7:30)

Inlet side	*Inlet pressure P1 max.*	*Connection standard*	*Flow rate max.*	*Art.-No.*	*Kat.-No.*
Left	230bar / 3335psi	DIN	2x16l/min / 34scfh	770.52167	000
Left	230bar / 3335psi	DIN	2x30l/min / 64scfh	770.52168	000
Left	230bar / 3335psi	BSP	2x16l/min / 34scfh	770.52169	000
Left	230bar / 3335psi	BSP	2x30l/min / 64scfh	770.52170	000

Other versions available upon request

CARBON DIOXIDE

TORNADO L / R CO2

Single stage, with pressure gauges
Inlet connection left (9:00)/ outlet connection right (4:30) or
Inlet connection right (3:00)/ outlet connection left (7:30)

Inlet side	*Inlet pressure P1 max.*	*Outlet pressure P2 max.*	*Connection standard*	*Flow rate max.*	*Art.-No.*	*Kat.-No.*
Left	100bar / 1450psi	10bar / 145psi	DIN	36,5m³/h	770.51820	000
Left	100bar / 1450psi	10bar / 145psi	BSP	36,5m³/h	770.51822	000

Other versions available upon request

TORNADO LD / RD CO2

Double stage, with pressure gauges
Inlet connection left (9:00)/ outlet connection right (4:30) or
Inlet connection right (3:00)/ outlet connection left (7:30)

Inlet side	*Inlet pressure P1 max.*	*Outlet pressure P2 max.*	*Connection standard*	*Flow rate max.*	*Art.-No.*	*Kat.-No.*
Left	100bar / 1450psi	10bar / 145psi	DIN	35m³/h	770.52460	000
Left	100bar / 1450psi	10bar / 145psi	BSP	35m³/h	770.52462	000

Other versions available upon request

CYLINDER PRESSURE REGULATOR

MESSER Cutting Systems

TORNADO TL / TR CO2

Single stage, with pressure gauges
Inlet connection left (9:00)/ outlet connection right (4:30) or
Inlet connection right (3:00)/ outlet connection left (7:30)

Inlet side	*Inlet pressure P1 max.*	*Outlet pressure P2 max.*	*Connection standard*	*Flow rate max.*	*Art.-No.*	*Kat.-No.*
Left	100bar / 1450psi	20bar / 290psi	DIN	55m³/h	770.21282	000
Left	100bar / 1450psi	20bar / 290psi	BSP	55m³/h	770.21286	000

Other versions available upon request

TORNADO LFG / RFG CO2

Single stage, with flow gauges
Inlet connection left (9:00)/ outlet connection right (4:30) or
Inlet connection right (3:00)/ outlet connection left (7:30)

Inlet side	*Inlet pressure P1 max.*	*Connection standard*	*Flow rate max.*	*Art.-No.*	*Kat.-No.*
Left	100bar / 1450psi	DIN	16l/min / 34scfh	770.51967	000
Left	100bar / 1450psi	DIN	32l/min / 68scfh	770.51968	000
Left	100bar / 1450psi	BSP	16l/min / 34scfh	770.51971	000
Left	100bar / 1450psi	BSP	32l/min / 68scfh	770.51972	000

Other versions available upon request

TORNADO LFM / RFM CO2

Single stage, with flow meter
Inlet connection left (9:00)/ outlet connection right (4:30) or
Inlet connection right (3:00)/ outlet connection left (7:30)

Inlet side	*Inlet pressure P1 max.*	*Connection standard*	*Flow rate max.*	*Art.-No.*	*Kat.-No.*
Left	100bar / 1450psi	DIN	16l/min / 34scfh	770.52103	000
Left	100bar / 1450psi	DIN	30l/min / 64scfh	770.52104	000
Left	100bar / 1450psi	BSP	16l/min / 34scfh	770.52105	000
Left	100bar / 1450psi	BSP	30l/min / 64scfh	770.52106	000

Other versions available upon request

TORNADO LFM2 / RFM2 CO2

Single stage, with flow meters
Inlet connection left (9:00)/ outlet connection right (4:30) or
Inlet connection right (3:00)/ outlet connection left (7:30)

Inlet side	*Inlet pressure P1 max.*	*Connection standard*	*Flow rate max.*	*Art.-No.*	*Kat.-No.*
Left	100bar / 1450psi	DIN	2x16l/min / 34scfh	770.52175	000
Left	100bar / 1450psi	DIN	2x30l/min / 64scfh	770.52176	000
Left	100bar / 1450psi	BSP	2x16l/min / 34scfh	770.52177	000
Left	100bar / 1450psi	BSP	2x30l/min / 64scfh	770.52178	000

Other versions available upon request

CYLINDER PRESSURE REGULATOR

TORNADO Le / Re CO2

Electrically heated, single stage, with pressure gauges
Inlet connection left (9:00)/ outlet connection right (4:30) or
Inlet connection right (3:00)/ outlet connection left (7:30)

Inlet side	*Inlet pressure P1 max.*	*Outlet pressure P2 max.*	*Connection standard*	*Flow rate max.*	*Art.-No.*	*Kat.-No.*
Left	100bar / 1450psi	10bar / 145psi	DIN	36,5m³/h	770.52870	000
Left	100bar / 1450psi	10bar / 145psi	BSP	36,5m³/h	770.52872	000

Other versions available upon request

TORNADO LFGe / RFGe CO2

Electrically heated, single stage, with flow gauges
Inlet connection left (9:00)/ outlet connection right (4:30) or
Inlet connection right (3:00)/ outlet connection left (7:30)

Inlet side	*Inlet pressure P1 max.*	*Connection standard*	*Flow rate max.*	*Art.-No.*	*Kat.-No.*
Left	100bar / 1450psi	DIN	32l/min / 68scfh	770.52884	000
Left	100bar / 1450psi	BSP	32l/min / 68scfh	770.52886	000

Other versions available upon request

TORNADO LFMe / RFMe CO2

Electrically heated, single stage, with flow meter
Inlet connection left (9:00)/ outlet connection right (4:30) or
Inlet connection right (3:00)/ outlet connection left (7:30)

Inlet side	*Inlet pressure P1 max.*	*Connection standard*	*Flow rate max.*	*Art.-No.*	*Kat.-No.*
Left	100bar / 1450psi	DIN	30l/min / 64scfh	770.52898	000
Left	100bar / 1450psi	BSP	30l/min / 64scfh	770.52899	000

Other versions available upon request

NITROGEN

TORNADO L / R NITROGEN

Single stage, with pressure gauges
Inlet connection left (9:00)/ outlet connection right (4:30) or
Inlet connection right (3:00)/ outlet connection left (7:30)

Inlet side	*Inlet pressure P1 max.*	*Outlet pressure P2 max.*	*Connection standard*	*Flow rate max.*	*Art.-No.*	*Kat.-No.*
Left	230bar / 3335psi	10bar / 145psi	DIN	47m³/h	770.51836	000
Left	230bar / 3335psi	10bar / 145psi	BSP	47m³/h	770.51838	000

Other versions available upon request

CYLINDER PRESSURE REGULATOR

MESSER Cutting Systems

TORNADO LD / RD NITROGEN

Double stage, with pressure gauges
Inlet connection left (9:00)/ outlet connection right (4:30) or
Inlet connection right (3:00)/ outlet connection left (7:30)

Inlet side	*Inlet pressure P1 max.*	*Outlet pressure P2 max.*	*Connection standard*	*Flow rate max.*	*Art.-No.*	*Kat.-No.*
Left	230bar / 3335psi	10bar / 145psi	DIN	43m³/h	770.52470	000
Left	230bar / 3335psi	10bar / 145psi	BSP	43m³/h	770.52472	000

Other versions available upon request

TORNADO TL / TR NITROGEN

Single stage, with pressure gauges
Inlet connection left (9:00)/ outlet connection right (4:30) or
Inlet connection right (3:00)/ outlet connection left (7:30)

Inlet side	*Inlet pressure P1 max.*	*Outlet pressure P2 max.*	*Connection standard*	*Flow rate max.*	*Art.-No.*	*Kat.-No.*
Left	230bar / 3335psi	20bar / 290psi	DIN	73m³/h	770.21290	000
Left	230bar / 3335psi	20bar / 290psi	BSP	73m³/h	770.21302	000
Left	230bar / 3335psi	50bar / 725psi	DIN	-	770.21294	000
Left	230bar / 3335psi	50bar / 725psi	BSP	-	770.21306	000
Left	230bar / 3335psi	100bar / 1450psi	DIN	-	770.21298	000
Left	230bar / 3335psi	100bar / 1450psi	BSP	-	770.21310	000

Other versions available upon request

TORNADO LFG / RFG NITROGEN

Single stage, with flow gauges
Inlet connection left (9:00)/ outlet connection right (4:30) or
Inlet connection right (3:00)/ outlet connection left (7:30)

Inlet side	*Inlet pressure P1 max.*	*Connection standard*	*Flow rate max.*	*Art.-No.*	*Kat.-No.*
Left	230bar / 3335psi	DIN	16l/min / 34scfh	770.51983	000
Left	230bar / 3335psi	DIN	32l/min / 68scfh	770.51984	000
Left	230bar / 3335psi	BSP	16l/min / 34scfh	770.51987	000
Left	230bar / 3335psi	BSP	32l/min / 68scfh	770.51988	000

Other versions available upon request

TORNADO LFM / RFM NITROGEN

Single stage, with flow meter
Inlet connection left (9:00)/ outlet connection right (4:30) or
Inlet connection right (3:00)/ outlet connection left (7:30)

Inlet side	*Inlet pressure P1 max.*	*Connection standard*	*Flow rate max.*	*Art.-No.*	*Kat.-No.*
Left	230bar / 3335psi	DIN	16l/min / 34scfh	770.52111	000
Left	230bar / 3335psi	DIN	30l/min / 64scfh	770.52112	000
Left	230bar / 3335psi	BSP	16l/min / 34scfh	770.52113	000
Left	230bar / 3335psi	BSP	30l/min / 64scfh	770.52114	000

Other versions available upon request

CYLINDER PRESSURE REGULATOR

MESSER Cutting Systems

TORNADO LFM2 / RFM2 NITROGEN

Single stage, with flow meters
Inlet connection left (9:00)/ outlet connection right (4:30) or
Inlet connection right (3:00)/ outlet connection left (7:30)

Inlet side	*Inlet pressure P1 max.*	*Connection standard*	*Flow rate max.*	*Art.-No.*	*Kat.-No.*
Left	230bar / 3335psi	DIN	2x16l/min / 34scfh	770.52183	000
Left	230bar / 3335psi	DIN	2x30l/min / 64scfh	770.52184	000
Left	230bar / 3335psi	BSP	2x16l/min / 34scfh	770.52185	000
Left	230bar / 3335psi	BSP	2x30l/min / 64scfh	770.52186	000

Other versions available upon request

HELIUM

TORNADO L / R HELIUM

Single stage, with pressure gauges
Inlet connection left (9:00)/ outlet connection right (4:30) or
Inlet connection right (3:00)/ outlet connection left (7:30)

Inlet side	*Inlet pressure P1 max.*	*Outlet pressure P2 max.*	*Connection standard*	*Flow rate max.*	*Art.-No.*	*Kat.-No.*
Left	230bar / 3335psi	10bar / 145psi	DIN	-	770.51852	000
Left	230bar / 3335psi	10bar / 145psi	BSP	-	770.51854	000

Other versions available upon request

TORNADO LD / RD HELIUM

Double stage, with pressure gauges
Inlet connection left (9:00)/ outlet connection right (4:30) or
Inlet connection right (3:00)/ outlet connection left (7:30)

Inlet side	*Inlet pressure P1 max.*	*Outlet pressure P2 max.*	*Connection standard*	*Flow rate max.*	*Art.-No.*	*Kat.-No.*
Left	230bar / 3335psi	10bar / 145psi	DIN	-	770.52480	000
Left	230bar / 3335psi	10bar / 145psi	BSP	-	770.52482	000

Other versions available upon request

TORNADO TL / TR HELIUM

Single stage, with pressure gauges
Inlet connection left (9:00)/ outlet connection right (4:30) or
Inlet connection right (3:00)/ outlet connection left (7:30)

Inlet side	*Inlet pressure P1 max.*	*Outlet pressure P2 max.*	*Connection standard*	*Flow rate max.*	*Art.-No.*	*Kat.-No.*
Left	230bar / 3335psi	20bar / 290psi	DIN	-	770.21314	000
Left	230bar / 3335psi	20bar / 290psi	BSP	-	770.21326	000

Other versions available upon request

TORNADO 300

HIGH FLOW PRESSURE REGULATOR

The TORNADO 300 is designed for applications requiring increased gas flow while maintaining precise and stable pressure regulation. It features an optimized internal flow path to minimize pressure drops and ensure reliable supply under high demand. Ideal for industrial and high consumption applications where consistent performance at elevated flow rates is essential.

The TORNADO 300 is available in the following versions **(not all of them are listed in this catalog)** to fit perfectly to your needs:

TORNADO 300				
Inlet side	*Pressure adjustment*	*P2-Gauge*	*Inlet/Outlet Arrangement*	*Code*
L = left / R = right	Hand wheel	Pressure	L= 9:00/4:30 – R= 3:00/7:30	TORNADO 300 LH/RH
L = left / R = right	Hand wheel	Pressure	L= 9:00/3:00 – R= 3:00/9:00	TORNADO 300 LSH/RSH
L = left / R = right	Nut	Pressure	L= 9:00/4:30 – R= 3:00/7:30	TORNADO 300 LN/RN
L = left / R = right	Nut	Pressure	L= 9:00/3:00 – R= 3:00/9:00	TORNADO 300 LSN/RSN
L = left / R = right	T-Bar	Pressure	L= 9:00/6:00 – R= 3:00/6:00	TORNADO 300 LT/RT
L = left / R = right	T-Bar	Pressure	L= 9:00/6:00 – R= 3:00/6:00	TORNADO 300 LST/RST
L = left / R = right	Hand wheel	Pressure	without connections	TORNADO 300 HS
L = left / R = right	Nut	Pressure	without connections	TORNADO 300 NS
L = left / R = right	T-Bar	Pressure	without connections	TORNADO 300 TS

Not all versions are available for every gas!
Not all connection standards will be listed – other connections available upon request.

OXYGEN

TORNADO 300 LH/ RH OXYGEN

Single stage, with pressure gauges
Inlet connection left (9:00)/ outlet connection right (4:30) or
Inlet connection right (3:00)/ outlet connection left (7:30)

Inlet side	*Inlet pressure P1 max.*	*Outlet pressure P2 max.*	*Connection standard*	*Flow rate max.*	*Art.-No.*	*Kat.-No.*
Left	230bar / 3335psi	10bar / 145psi	DIN	150m³/h	770.53038	000
Left	230bar / 3335psi	10bar / 145psi	BSP	150m³/h	770.53030	000

Other versions available upon request

TORNADO 300 LN/ RN OXYGEN

Single stage, with pressure gauges
Inlet connection left (9:00)/ outlet connection right (4:30) or
Inlet connection right (3:00)/ outlet connection left (7:30)

Inlet side	*Inlet pressure P1 max.*	*Outlet pressure P2 max.*	*Connection standard*	*Flow rate max.*	*Art.-No.*	*Kat.-No.*
Left	230bar / 3335psi	10bar / 145psi	DIN	150m³/h	770.53224	000
Left	230bar / 3335psi	10bar / 145psi	BSP	150m³/h	770.53226	000

Other versions available upon request

TORNADO 300 LT/ RT OXYGEN

Single stage, with pressure gauges
Inlet connection left (9:00)/ outlet connection right (4:30) or
Inlet connection right (3:00)/ outlet connection left (7:30)

Inlet side	*Inlet pressure P1 max.*	*Outlet pressure P2 max.*	*Connection standard*	*Flow rate max.*	*Art.-No.*	*Kat.-No.*
Left	230bar / 3335psi	10bar / 145psi	DIN	150m³/h	770.53092	000
Left	230bar / 3335psi	10bar / 145psi	BSP	150m³/h	770.53036	000

Other versions available upon request

FUEL GASES

TORNADO 300 LH/ RH ACETYLENE

Single stage, with pressure gauges
Inlet connection left (9:00)/ outlet connection right (4:30) or
Inlet connection right (3:00)/ outlet connection left (7:30)

Inlet side	*Inlet pressure P1 max.*	*Outlet pressure P2 max.*	*Connection standard*	*Flow rate max.*	*Art.-No.*	*Kat.-No.*
Left	25bar / 360psi	1,5bar / 22psi	DIN	10m³/h	770.53044	000
Left	25bar / 360psi	1,5bar / 22psi	BSP	10m³/h	770.53046	000

Other versions available upon request

CYLINDER PRESSURE REGULATOR

MESSER Cutting Systems

TORNADO 300 LH/ RH PROPANE

Single stage, with pressure gauges
Inlet connection left (9:00)/ outlet connection right (4:30) or
Inlet connection right (3:00)/ outlet connection left (7:30)

Inlet side	*Inlet pressure P1 max.*	*Outlet pressure P2 max.*	*Connection standard*	*Flow rate max.*	*Art.-No.*	*Kat.-No.*
Left	25bar / 360psi	2,5bar / 36psi	DIN	20m³/h	770.53054	000
Left	25bar / 360psi	2,5bar / 36psi	BSP	20m³/h	770.53056	000

Other versions available upon request

ARGON

TORNADO 300 LH/ RH ARGON

Single stage, with pressure gauges
Inlet connection left (9:00)/ outlet connection right (4:30) or
Inlet connection right (3:00)/ outlet connection left (7:30)

Inlet side	*Inlet pressure P1 max.*	*Outlet pressure P2 max.*	*Connection standard*	*Flow rate max.*	*Art.-No.*	*Kat.-No.*
Left	230bar / 3335psi	10bar / 145psi	DIN	135m³/h	770.53062	000
Left	230bar / 3335psi	10bar / 145psi	BSP	135m³/h	770.53064	000

Other versions available upon request

TORNADO 300 LN/ RN ARGON

Single stage, with pressure gauges
Inlet connection left (9:00)/ outlet connection right (4:30) or
Inlet connection right (3:00)/ outlet connection left (7:30)

Inlet side	*Inlet pressure P1 max.*	*Outlet pressure P2 max.*	*Connection standard*	*Flow rate max.*	*Art.-No.*	*Kat.-No.*
Left	230bar / 3335psi	10bar / 145psi	DIN	135m³/h	770.53234	000
Left	230bar / 3335psi	10bar / 145psi	BSP	135m³/h	770.53236	000

Other versions available upon request

TORNADO 300 LT/ RT ARGON

Single stage, with pressure gauges
Inlet connection left (9:00)/ outlet connection right (4:30) or
Inlet connection right (3:00)/ outlet connection left (7:30)

Inlet side	*Inlet pressure P1 max.*	*Outlet pressure P2 max.*	*Connection standard*	*Flow rate max.*	*Art.-No.*	*Kat.-No.*
Left	230bar / 3335psi	10bar / 145psi	DIN	135m³/h	770.53100	000
Left	230bar / 3335psi	10bar / 145psi	BSP	135m³/h	770.53102	000

Other versions available upon request

CARBON DIOXIDE

TORNADO 300 LH/ RH CO2

Single stage, with pressure gauges
Inlet connection left (9:00)/ outlet connection right (4:30) or
Inlet connection right (3:00)/ outlet connection left (7:30)

Inlet side	*Inlet pressure P1 max.*	*Outlet pressure P2 max.*	*Connection standard*	*Flow rate max.*	*Art.-No.*	*Kat.-No.*
Left	100bar / 1450psi	10bar / 145psi	DIN	120m³/h	770.53072	000
Left	100bar / 1450psi	10bar / 145psi	BSP	120m³/h	770.53074	000

Other versions available upon request

TORNADO 300 LN/ RN CO2

Single stage, with pressure gauges
Inlet connection left (9:00)/ outlet connection right (4:30) or
Inlet connection right (3:00)/ outlet connection left (7:30)

Inlet side	*Inlet pressure P1 max.*	*Outlet pressure P2 max.*	*Connection standard*	*Flow rate max.*	*Art.-No.*	*Kat.-No.*
Left	100bar / 1450psi	10bar / 145psi	DIN	120m³/h	770.53244	000
Left	100bar / 1450psi	10bar / 145psi	BSP	120m³/h	770.53246	000

Other versions available upon request

TORNADO 300 LT/ RT CO2

Single stage, with pressure gauges
Inlet connection left (9:00)/ outlet connection right (4:30) or
Inlet connection right (3:00)/ outlet connection left (7:30)

Inlet side	*Inlet pressure P1 max.*	*Outlet pressure P2 max.*	*Connection standard*	*Flow rate max.*	*Art.-No.*	*Kat.-No.*
Left	100bar / 1450psi	10bar / 145psi	DIN	120m³/h	770.53204	000
Left	100bar / 1450psi	10bar / 145psi	BSP	120m³/h	770.53206	000

Other versions available upon request

NITROGEN

TORNADO 300 LH/ RH NITROGEN

Single stage, with pressure gauges
Inlet connection left (9:00)/ outlet connection right (4:30) or
Inlet connection right (3:00)/ outlet connection left (7:30)

Inlet side	*Inlet pressure P1 max.*	*Outlet pressure P2 max.*	*Connection standard*	*Flow rate max.*	*Art.-No.*	*Kat.-No.*
Left	230bar / 3335psi	10bar / 145psi	DIN	157,5m³/h	770.53082	000
Left	230bar / 3335psi	10bar / 145psi	BSP	157,5m³/h	770.53084	000

Other versions available upon request

TORNADO 300 LN/ RN NITROGEN

Single stage, with pressure gauges
Inlet connection left (9:00)/ outlet connection right (4:30) or
Inlet connection right (3:00)/ outlet connection left (7:30)

Inlet side	*Inlet pressure P1 max.*	*Outlet pressure P2 max.*	*Connection standard*	*Flow rate max.*	*Art.-No.*	*Kat.-No.*
Left	230bar / 3335psi	10bar / 145psi	DIN	157,5m³/h	770.53254	000
Left	230bar / 3335psi	10bar / 145psi	BSP	157,5m³/h	770.53256	000

Other versions available upon request

TORNADO 300 LT/ RT NITROGEN

Single stage, with pressure gauges
Inlet connection left (9:00)/ outlet connection right (4:30) or
Inlet connection right (3:00)/ outlet connection left (7:30)

Inlet side	*Inlet pressure P1 max.*	*Outlet pressure P2 max.*	*Connection standard*	*Flow rate max.*	*Art.-No.*	*Kat.-No.*
Left	230bar / 3335psi	10bar / 145psi	DIN	157,5m³/h	770.53214	000
Left	230bar / 3335psi	10bar / 145psi	BSP	157,5m³/h	770.53216	000

Other versions available upon request

TORNADO W



THE COMPACT CYLINDER PRESSURE REGULATOR WITH INTEGRATED FLOW METER

The TORNADO W is a small and highly compact cylinder pressure regulator for Argon, CO2 and Argon/CO2 mixtures with an integrated flow meter. It combines reliable pressure regulation and visual flow control in a single, lightweight unit. Its simple, functional design enables quick installation and straightforward operation, making it ideal for applications in shield gas welding.

The TORNADO W is available with the inlet connection on the left or the right side (not all version will be listed in this catalog).

TORNADO W **L / R** **ARGON / CO2 / X**	Single stage, with pressure gauges Inlet connection left (9:00)/ outlet connection right (6:00) or Inlet connection right (3:00)/ outlet connection left (6:00)						
	Inlet side	*Gas*	*Inlet pressure P1 max.*	*Connection standard*	*Flow rate max.*	*Art.-No.*	*Kat.-No.*
	Left	Argon	230bar / 3335psi	DIN	30l/min	770.21047	000
	Right	Argon	230bar / 3335psi	BSP	30l/min	770.53952	000
	Left	CO2	100bar / 1450psi	DIN	30l/min	770.21048	000
	Right	CO2	100bar / 1450psi	BSP	30l/min	770.53953	000
	Left	Argon/CO2	230bar / 3335psi	DIN	30l/min	770.21049	000
	Right	Argon/CO2	230bar / 3335psi	BSP	30l/min	770.53951	000

Other versions available upon request

CONSTANT 2000

THE MILLION-TIME PROVEN CYLINDER PRESSURE REGULATOR FROM MESSER

The Messer CONSTANT 2000 cylinder pressure regulator for 200 and 300 bar has been established on the international market as an absolute quality product for over 30 years. It has undergone several further developments during this time and has already far exceeded the million mark in terms of production numbers.

The main advantages of the CONSTANT 2000 over its competitors products are:

- Unlike its competitors' products, the CONSTANT has a very stable gas flow rate.
- The CONSTANT 2000 is characterized by high control accuracy even at low working pressures and withdrawal quantities.
- Thanks to its integrated central filter, the CONSTANT 2000 is extremely reliable in operation.
- By combining a relief valve and gear lock, the CONSTANT 2000 has a double-secured back pressure limit.
- The interchangeability of wear parts makes the CONSTANT 2000 very easy to maintain.
- The specific weight of the CONSTANT 2000 brass housing is 7.9 g/cm^3, which is significantly higher than that of competing products and makes the CONSTANT 2000 particularly resistant to icing.
- Temperature range : -20°C to +60°C

Flow chart for single stage pressure regulators, according to DIN EN ISO 2503

Oxygen [1] Inlet pressure P_V [bar]	Flow rate Q [m³/h] [2] at working pressure P_2 [bar]					Acetylene Inlet pressure P_V [bar]	Flow rate Q [m³/h] [2] at working pressure P_2 [bar]		
	1	**2,5**	**4**	**10**	**16**				
300	8	14	20	47	69				
200	8	14	20	45	69				
100	8	14	20	43	65		**0,5**	**1**	**1,2**
40	8	12,5	19	41	54	**18**	5	6	8
20	8	12,5	17,5	40	31	**10**	4,5	5,5	6,5
10	8	12	17	17	-	**4**	3	4	5
5	6,5	8	9	-	-	**2**	1,5	2	3

[1] For other types of gas, this flow rate is multiplied by the following factors:

Argon	0,90	**Nitrogen**	1,05	[2] in normal condition (with free outflow)
Compressed air	1,0	**Methane**	1,40	
Carbon dioxide	0,85	**Hydrogen**	4,00	

Pressure regulator-characteristics

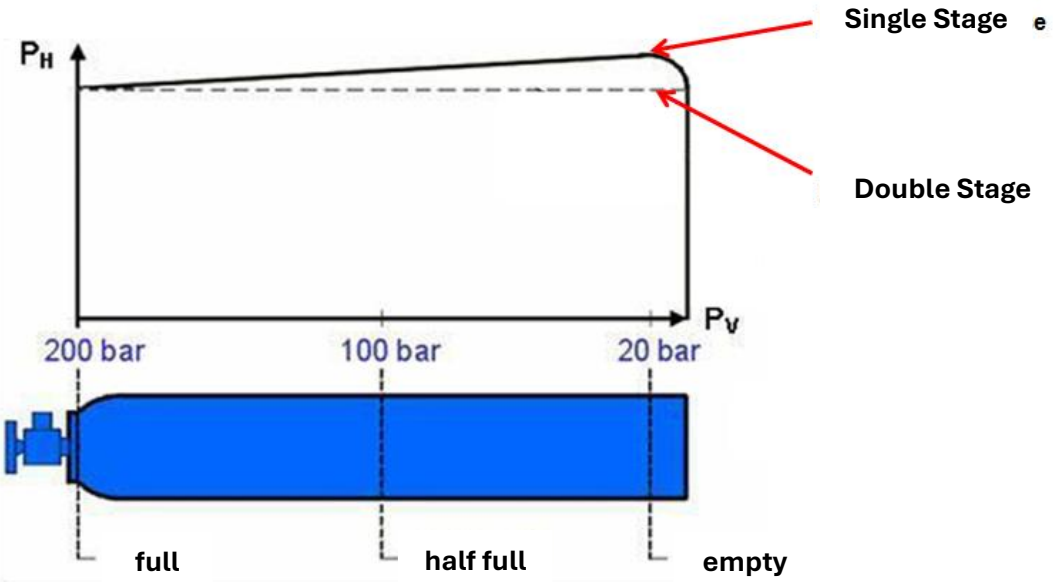

The dependency between inlet pressure and outlet pressure leads to a slight increase in outlet pressure in single-stage pressure regulators as the cylinder is emptied. This may necessitate readjustment of the working pressure.

200bar-Technology

OXYGEN

OXYGEN — single stage

Working pressure P2 max.	*Cylinder connection*	*Hose connection*	*Max. flow rate*	*Art.-No.*	*Kat.-No.*
10bar	G3/4“RH	G1/4“RH, DN6	45m³/h	716.20100	025
20bar	G3/4“RH	G1/4“RH, DN6	-	716.20101	025
50bar	G3/4“RH	Brazing nipple G1/4“RH, DN6**	-	716.20333	025
With polymer spring bonnet for outlet pressures up to 20bar **Brazing nipple and union nut included in delivery					
Union nut G1/4“RH				700.50030	008
Hose nipple DN6				700.50050	008

OXYGEN — single stage

Working pressure P2 max.	*Cylinder connection*	*Hose connection*	*Max. flow rate*	*Art.-No.*	*Kat.-No.*
100bar	G3/4“RH	Brazing nipple G1/2“RH, DN15**	-	716.20345	004

**Brazing nipple and union nut included in delivery

OXYGEN — double stage

Working pressure P2 max.	*Cylinder connection*	*Hose connection*	*Max. flow rate*	*Art.-No.*	*Kat.-No.*
1,5bar	G3/4“RH	G1/4“RH, DN6	8m³/h	716.20104	026
2,5bar	G3/4“RH	G1/4“RH, DN6	14m³/h	716.20105	026
10bar	G3/4“RH	G1/4“RH, DN6	38m³/h	716.20106	026
Union nut G1/4“RH				700.50030	008
Hose nipple DN6				700.50050	008

CYLINDER PRESSURE REGULATOR

FUEL GASES

ACETYLENE — single stage

Working pressure P2 max.	*Cylinder connection*	*Hose connection*	*Max. flow rate*	*Art.-No.*	*Kat.-No.*
1,5bar	Bügel	G3/8“LH DN9	8m³/h	716.20107	025
!Inlet pressure P1 max. 25bar!					
Union nut G3/8“LH				700.50040	008
Hose nipple DN9				471.40090	008

PROPANE — single stage

Working pressure P2 max.	*Cylinder connection*	*Hose connection*	*Max. flow rate*	*Art.-No.*	*Kat.-No.*
2,5bar	W21,80x1/14“LH	G3/8“LH DN9	19,6m³/h	716.20108	026
!Inlet pressure P1 max. 10bar!					
Union nut G3/8“LH				700.50040	008
Hose nipple DN9				471.40090	008

MAPP — single stage

Working pressure P2 max.	*Cylinder connection*	*Hose connection*	*Max. flow rate*	*Art.-No.*	*Kat.-No.*
2,5bar	W21,80x1/14“LH M	G3/8“LH DN9	20m³/h	716.20109	026
!Inlet pressure P1 max. 20bar!					
Union nut G3/8“LH				700.50040	008
Hose nipple DN9				471.40090	008

CYLINDER PRESSURE REGULATOR

FUEL GAS single stage

Working pressure P2 max.	*Cylinder connection*	*Hose connection*	*Max. flow rate*	*Art.-No.*	*Kat.-No.*
10bar	W21,80x1/14“LH	G3/8“LH DN9	1 =43m^3/h 2 = 180m^3/h 3 = 63m^3/h	716.20110	026
20bar	W21,80x1/14“LH	G3/8“LH DN9	-	716.20111	026
50bar	W21,80x1/14“LH	Brazing nipple G3/8“LH DN8**	-	716.20334	026
For Back-shielding gas (1), Hydrogen (2) und Methane (3) With polymer spring bonnet for outlet pressures up to 20bar **Brazing nipple and union nut included in delivery					
Union nut G3/8“LH				700.50040	008
Hose nipple DN9				471.40090	008

FUEL GAS single stage

Working pressure P2 max.	*Cylinder connection*	*Hose connection*	*Max. flow rate*	*Art.-No.*	*Kat.-No.*
100bar	W21,80x1/14“LH	Lötnippel G1/2“LH, DN15**	-	716.20385	004

**Brazing nipple and union nut included in delivery

FUEL GAS double stage

Working pressure P2 max.	*Cylinder connection*	*Hose connection*	*Max. flow rate*	*Art.-No.*	*Kat.-No.*
1,5bar	W21,80x1/14“LH	G3/8“LH DN9	1 =7,6m^3/h 2 = 32m^3/h 3 = 11m^3/h	716.20116	026
2,5bar	W21,80x1/14“LH	G3/8“LH DN9	1 =13,3m^3/h 2 = 56m^3/h 3 = 19,6m^3/h	716.20117	026
10bar	W21,80x1/14“LH	G3/8“LH DN9	1 =36m^3/h 2 = 152m^3/h 3 = 53m^3/h	716.20118	026
For Back-shielding gas (1), Hydrogen (2) und Methane (3)					
Union nut G3/8“LH				700.50040	008
Hose nipple DN9				471.40090	008

HYDROGEN

HYDROGEN single stage

Working pressure P2 max.	*Cylinder connection*	*Hose connection*	*Max. flow rate*	*Art.-No.*	*Kat.-No.*
2,5bar	W21,80x1/14“LH	G3/8“LH DN9	56m^3/h	716.20403	023
10bar	W21,80x1/14“LH	G3/8“LH DN9	180m^3/h	716.20110	023
Union nut G3/8“LH				700.50040	008
Hose nipple DN9				471.40090	008

HYDROGEN single stage, with flow meter

Flow rate max.	*Cylinder connection*	*Hose connection*	*Art.-No.*	*Kat.-No.*
16l/min	W21,80x1/14“LH	G3/8“LH DN9	716.20115	023
Union nut G3/8“LH			700.50040	008
Hose nipple DN9			471.40090	008

HYDROGEN double stage

Working pressure P2 max.	*Cylinder connection*	*Hose connection*	*Max. flow rate*	*Art.-No.*	*Kat.-No.*
2,5bar	W21,80x1/14“LH	G3/8“LH DN9	56m^3/h	716.20117	023
10bar	W21,80x1/14“LH	G3/8“LH DN9	152m^3/h	716.20118	023
Union nut G3/8“LH				700.50040	008
Hose nipple DN9				471.40090	008

SHIELDING GASES

SHIELDING GAS single stage

Working pressure P2 max.	*Cylinder connection*	*Hose connection*	*Max. flow rate*	*Art.-No.*	*Kat.-No.*
10bar	W21,80x1/14“RH	G1/4“RH, DN6	1 = 40,5 m^3/h 2 = 38m^3/h	716.20119	026
20bar	W21,80x1/14“RH	G1/4“RH, DN6	-	716.20120	026
50bar	W21,80x1/14“RH	Brazing nipple G1/4“RH, DN6**	-	716.20337	026
For Argon and other inert gases (1), CO_2 (2), Mix gas (e.g. Argon/CO_2) With polymer spring bonnet for outlet pressures up to 20bar **Brazing nipple and union nut included in delivery					
Union nut G1/4“RH				700.50030	008
Hose nipple DN6				700.50050	008

SHIELDING GAS single stage

Working pressure P2 max.	*Cylinder connection*	*Hose connection*	*Max. flow rate*	*Art.-No.*	*Kat.-No.*
100bar	W21,80x1/14“RH	Brazing nipple G1/2“RH, DN15**	-	716.20338	004
200bar	W21,80x1/14“RH	Brazing nipple G1/2“RH, DN15**	-	716.20339	004
For Argon and other inert gases (1), CO_2 (2), Mix gas (e.g. Argon/CO_2) **Brazing nipple and union nut included in delivery					

SHIELDING GAS double stage

Working pressure P2 max.	*Cylinder connection*	*Hose connection*	*Max. flow rate*	*Art.-No.*	*Kat.-No.*
1,5bar	W21,80x1/14“RH	G1/4“RH, DN6	1 = 7,2m^3/h 2 = 6,8m^3/h	716.20128	026
2,5bar	W21,80x1/14“RH	G1/4“RH, DN6	1 = 12,6m^3/h 2 = 11,9m^3/h	716.20129	026
10bar	W21,80x1/14“RH	G1/4“RH, DN6	1 = 34,2m^3/h 2 = 32,3m^3/h	716.20130	026
For Argon and other inert gases (1), CO_2 (2), Mix gas (e.g. Argon/CO_2)					
Union nut G1/4“RH				700.50030	008
Hose nipple DN6				700.50050	008

CYLINDER PRESSURE REGULATOR

MESSER Cutting Systems

ARGON/CO2 single stage, with flow gauge

Flow rate max.	*Cylinder connection*	*Hose connection*	*Art.-No.*	*Kat.-Nr.*
16l/min	W21,80x1/14“RH	G1/4“RH, DN6	716.20123	025
32l/min	W21,80x1/14“RH	G1/4“RH, DN6	716.20124	023
Union nut G1/4“RH			700.50030	008
Hose nipple DN6			700.50050	008

ARGON/CO2 single stage, with flow meter

Flow rate max.	*Cylinder connection*	*Hose connection*	*Art.-No.*	*Kat.-No.*
16l/min	W21,80x1/14“RH	G1/4“RH, DN6	716.20125	023
30l/min	W21,80x1/14“RH	G1/4“RH, DN6	716.20126	023
Union nut G1/4“RH			700.50030	008
Hose nipple DN6			700.50050	008

ARGON/CO2 single stage, with 2x flow meter

Flow rate max.	*Cylinder connection*	*Hose connection*	*Art.-No.*	*Kat.-No.*
2x 16l/min	W21,80x1/14“RH	G1/4“RH, DN6	716.20352	023
2x 30l/min	W21,80x1/14“RH	G1/4“RH, DN6	716.20353	023
Union nut G1/4“RH			700.50030	008
Hose nipple DN6			700.50050	008

ARGON/CO2 double stage, with flow meter

Flow rate max.	*Cylinder connection*	*Hose connection*	*Art.-No.*	*Kat.-No.*
16l/min	W21,80x1/14“RH	G1/4“RH, DN6	716.20132	023
Union nut G1/4“RH			700.50030	008
Hose nipple DN6			700.50050	008

NITROGEN

NITROGEN single stage

Working pressure P2 max.	*Cylinder connection*	*Hose connection*	*Max. flow rate*	*Art.-No.*	*Kat.-No.*
10bar	W24,32x1/14“RH	G1/4“RH, DN6	47,3m^3/h	716.20133	026
20bar	W24,32x1/14“RH	G1/4“RH, DN6	-	716.20134	026
50bar	W24,32x1/14“RH	Brazing nipple G1/4“RH, DN6**	-	716.20340	026
With polymer spring bonnet for outlet pressures up to 20bar **Brazing nipple and union nut included in delivery					
Union nut G1/4“RH				700.50030	008
Hose nipple DN6				700.50050	008

NITROGEN single stage

Working pressure P2 max.	*Cylinder connection*	*Hose connection*	*Max. flow rate*	*Art.-No.*	*Kat.-No.*
100bar	W24,32x1/14“RH	Brazing nipple G1/2“RH, DN15**	-	716.20341	026
150bar	W24,32x1/14“RH	Brazing nipple G1/2“RH, DN15**	-	716.20342	026
200bar	W24,32x1/14“RH	Brazing nipple G1/2“RH, DN15**	-	716.20343	026
**Brazing nipple and union nut included in delivery					

NITROGEN double stage

Working pressure P2 max.	*Cylinder connection*	*Hose connection*	*Max. flow rate*	*Art.-No.*	*Kat.-No.*
1,5bar	W24,32x1/14“RH	G1/4“RH, DN6	8,4m^3/h	716.20138	026
2,5bar	W24,32x1/14“RH	G1/4“RH, DN6	14,7m^3/h	716.20139	026
10bar	W24,32x1/14“RH	G1/4“RH, DN6	39,9m^3/h	716.20140	026
Union nut G1/4“RH				700.50030	008
Hose nipple DN6				700.50050	008

NITROGEN double stage, with flow meter

Flow rate max.	*Cylinder connection*	*Hose connection*	*Art.-No.*	*Kat.-No.*
16l/min	W24,32x1/14“RH	G1/4“RH, DN6	716.20137	023
Union nut G1/4“RH			700.50030	008
Hose nipple DN6			700.50050	008

COMPRESSED AIR

COMPRESSED AIR single stage

Working pressure P2 max.	*Cylinder connection*	*Hose connection*	*Max. flow rate*	*Art.-No.*	*Kat.-No.*
10bar	G5/8“RH M	G1/4“RH, DN6	47,3m^3/h	716.20141	026
20bar	G5/8“RH M	G1/4“RH, DN6	-	716.20142	026
50bar	G5/8“RH M	Brazing nipple G1/4“RH, DN6**	-	716.20334	026
With polymer spring bonnet for outlet pressures up to 20bar **Brazing nipple and union nut included in delivery					
Union nut G1/4“RH				700.50030	008
Hose nipple DN6				700.50050	008

COMPRESSED AIR single stage

Working pressure P2 max.	*Cylinder connection*	*Hose connection*	*Max. flow rate*	*Art.-No.*	*Kat.-No.*
100bar	G5/8“RH M	Brazing nipple G1/2“RH, DN15**	-	716.20335	004
200bar	G5/8“RH M	Brazing nipple G1/2“RH, DN15**	-	716.20336	004
**Brazing nipple and union nut included in delivery					

COMPRESSED AIR double stage

Working pressure P2 max.	*Cylinder connection*	*Hose connection*	*Max. flow rate*	*Art.-No.*	*Kat.-No.*
1,5bar	G5/8“RH M	G1/4“RH, DN6	8,4m^3/h	716.20145	026
2,5bar	G5/8“RH M	G1/4“RH, DN6	14,7m^3/h	716.20146	026
10bar	G5/8“RH M	G1/4“RH, DN6	39,9m^3/h	716.20147	026
Union nut G1/4“RH				700.50030	008
Hose nipple DN6				700.50050	008

MESSER Cutting Systems

SPECIAL GASES

TESTING GAS — single stage

Working pressure P2 max.	Cylinder connection	Hose connection	Max. flow rate	Art.-No.	Kat.-No.
10bar	M19x1,5LH	G3/8“LH DN9	-	716.20148	026
For testing gas without corrosive components					
Union nut G3/8“LH				700.50040	008
Hose nipple DN9				471.40090	008

NITROUS OXIDE — single stage

Working pressure P2 max.	Cylinder connection	Hose connection	Max. flow rate	Art.-No.	Kat.-No.
10bar	G3/8“RH	G1/4“RH, DN6	-	716.20150	004
Inlet pressure max. 50bar					
Union nut G1/4“RH				700.50030	008
Hose nipple DN6				700.50050	008

BACK SHIELDING GAS — single stage, with flow meter

Flow rate max.	Cylinder connection	Hose connection	Art.-No.	Kat.-No.
16l/min	W21,80x1/14“LH	G3/8“LH DN9	716.20127	023
For Argon / H2 (97% / 3%)				
Union nut G3/8“LH			700.50040	008
Hose nipple DN9			471.40090	008

BACK SHIELDING GAS — single stage, with flow gauge

Flow rate max.	Cylinder connection	Hose connection	Art.-No.	Kat.-No.
50l/min	W21,80x1/14“LH	G3/8“LH DN9	716.20114	023
Union nut G3/8“LH			700.50040	008
Hose nipple DN9			471.40090	008

THE MESSER EXPERIENCE

300bar-Technology

OXYGEN

OXYGEN single stage

Working pressure P2 max.	*Cylinder connection*	*Hose connection*	*Max. flow rate*	*Art.-No.*	*Kat.-No.*
10bar	W30x2 – Ø17.3/18.3	G1/4“RH, DN6	47m³/h	716.30100	026
20bar	W30x2 – Ø17.3/18.3	G1/4“RH, DN6	-	716.30101	026
50bar	W30x2 – Ø17.3/18.3	Brazing nipple G1/4“RH, DN6**	-	716.30102	026
With polymer spring bonnet for outlet pressures up to 20bar **Brazing nipple and union nut included in delivery					
Union nut G1/4“RH				700.50030	008
Hose nipple DN6				700.50050	008

OXYGEN single stage

Working pressure P2 max.	*Cylinder connection*	*Hose connection*	*Max. flow rate*	*Art.-No.*	*Kat.-No.*
100bar	W30x2 – Ø17.3/18.3	Brazing nipple G1/2“RH DN15**	-	716.30103	026
**Brazing nipple and union nut included in delivery					
Union nut G1/4“RH				700.50030	008
Hose nipple DN6				700.50050	008

OXYGEN double stage

Working pressure P2 max.	*Cylinder connection*	*Hose connection*	*Max. flow rate*	*Art.-No.*	*Kat.-No.*
1,5bar	W30x2 – Ø17.3/18.3	G1/4“RH, DN6	8m³/h	716.30138	026
2,5bar	W30x2 – Ø17.3/18.3	G1/4“RH, DN6	14m³/h	716.30139	026
10bar	W30x2 – Ø17.3/18.3	G1/4“RH, DN6	38m³/h	716.30140	026
Union nut G1/4“RH				700.50030	008
Hose nipple DN6				700.50050	008

FUEL GASES

FUEL GAS — single stage

Working pressure P2 max.	Cylinder connection	Hose connection	Max. flow rate	Art.-No.	Kat.-No.
10bar	W30x2LH – Ø15.2/20.8	G3/8“LH DN9	1 = 44,7m³/h 2 = 188 m³/h 3= 66 m³/h	716.30115	026
20bar	W30x2LH – Ø15.2/20.8	G3/8“LH DN9	-	716.30116	026
50bar	W30x2LH – Ø15.2/20.8	Brazing nipple G3/8“LH DN9**	-	716.30117	026

For Back-shielding gas (1), Hydrogen (2) und Methane (3)
With polymer spring bonnet for outlet pressures up to 20bar
**Brazing nipple and union nut included in delivery

Union nut G3/8“LH	700.50040	008
Hose nipple DN9	471.40090	008

FUEL GAS — single stage

Working pressure P2 max.	Cylinder connection	Hose connection	Max. flow rate	Art.-No.	Kat.-No.
100bar	W30x2LH – Ø15.2/20.8	Brazing nipple G1/2“LH DN15**	-	716.30118	026
200bar	W30x2LH – Ø15.2/20.8	Brazing nipple G1/2“LH DN15**	-	716.30119	026

**Brazing nipple and union nut included in delivery

HYDROGEN

HYDROGEN — single stage, with flow meter

Working pressure P2 max.	Cylinder connection	Hose connection	Art.-No.	Kat.-No.
16l/min	W30x2LH – Ø15.2/20.2	G3/8“LH DN9	716.30163	026

Union nut G3/8“LH	700.50040	008
Hose nipple DN9	471.40090	008

WASSERSTOFF — double stage

Working pressure P2 max.	Cylinder connection	Hose connection	Max. flow rate	Art.-No.	Kat.-No.
1,5bar	W30x2LH – Ø15.2/20.2	G3/8“LH DN9	32m³/h	716.30147	026
2,5bar	W30x2LH – Ø15.2/20.2	G3/8“LH DN9	56m³/h	716.30148	026
10bar	W30x2LH – Ø15.2/20.2	G3/8“LH DN9	152m³/h	716.30149	026

Union nut G3/8“LH	700.50040	008
Hose nipple DN9	471.40090	008

SHIELDING GASES & NITROGEN

SHIELDING GAS NITROGEN — single stage

Working pressure P2 max.	*Cylinder connection*	*Hose connection*	*Max. flow rate*	*Art.-No.*	*Kat.-No.*
10bar	W30x2 – Ø15.9/20.1	G1/4“RH, DN6	1 = 49m³/h 2 = 42m³/h 3 = 40m³/h	716.30110	026
10bar	W30x2 – Ø15.9/20.1	G3/8“RH DN9	1 = 49m³/h 2 = 42 m³/h 3 = 40 m³/h	716.30137	026
20bar	W30x2 – Ø15.9/20.1	G1/4“RH, DN6	-	716.30111	026
50bar	W30x2 – Ø15.9/20.1	Brazing nipple G1/4“RH, DN6**	-	716.30112	026

For nitrogen (1) Argon and other inert gases (2), CO_2 (3), Mix gas (e.g. Argon/CO_2)
With polymer spring bonnet for outlet pressures up to 20bar
**Brazing nipple and union nut included in delivery

Union nut G1/4“RH	700.50030	008
Hose nipple DN6	700.50050	008

SHIELDING GAS NITROGEN — single stage

Working pressure P2 max.	*Cylinder connection*	*Hose connection*	*Max. flow rate*	*Art.-No.*	*Kat.-No.*
100bar	W30x2 – Ø15.9/20.1	Brazing nipple G1/2“RH DN15**	-	716.30113	026
200bar	W30x2 – Ø15.9/20.1	Brazing nipple G1/2“RH DN15**	-	716.30114	026

**Brazing nipple and union nut included in delivery

SHIELDING GAS NITROGEN — single stage, with flow meter

Flow rate max.	*Cylinder connection*	*Hose connection*	*Art.-No.*	*Kat.-No.*
16l/min	W30x2 – Ø15.9/20.1	G1/4“RH, DN6	716.30162	026

Union nut G1/4“RH	700.50030	008
Hose nipple DN6	700.50050	008

SHIELDING GAS NITROGEN — double stage

Working pressure P2 max.	*Cylinder connection*	*Hose connection*	*Max. flow rate*	*Art.-No.*	*Kat.-No.*
1,5bar	W30x2 – Ø15.9/20.1	G1/4“RH, DN6	1 = 8,41m³/h 2 = 7,2m³/h 3 = 6,8m³/h	716.30144	026
2,5bar	W30x2 – Ø15.9/20.1	G1/4“RH, DN6	1 = 14,7m³/h 2 = 12,6m³/h 3 = 11,9m³/h	716.30145	026
10bar	W30x2 – Ø15.9/20.1	G1/4“RH, DN6	1 = 39,9m³/h 2 = 34,2m³/h 3 = 32,3m³/h	716.30146	026
For nitrogen (1) Argon and other inert gases (2), CO_2 (3), Mix gas (e.g. Argon/CO_2)					
Union nut G1/4“RH				700.50030	008
Hose nipple DN6				700.50050	008

ARGON / CO2 — single stage, with flow gauge

Flow rate max.	*Cylinder connection*	*Hose connection*	*Art.-No.*	*Kat.-No.*
16l/min	W30x2 – Ø15.9/20.1	G1/4“RH, DN6	716.30158	026
32l/min	W30x2 – Ø15.9/20.1	G1/4“RH, DN6	716.30159	026
Union nut G1/4“RH			700.50030	008
Hose nipple DN6			700.50050	008

ARGON / CO2 — single stage, with flow meter

Flow rate max.	*Cylinder connection*	*Hose connection*	*Art.-No.*	*Kat.-No.*
16l/min	W30x2 – Ø15.9/20.1	G1/4“RH, DN6	716.30160	026
30l/min	W30x2 – Ø15.9/20.1	G1/4“RH, DN6	716.30164	026
Union nut G1/4“RH			700.50030	008
Hose nipple DN6			700.50050	008

ARGON / CO2 — single stage, with 2x flow meter

Flow rate max.	*Cylinder connection*	*Hose connection*	*Art.-No.*	*Kat.-No.*
2x 16l/min	W30x2 – Ø15.9/20.1	G1/4“RH, DN6	716.30165	026
2x 30l/min	W30x2 – Ø15.9/20.1	G1/4“RH, DN6	716.30166	026
Union nut G1/4“RH			700.50030	008
Hose nipple DN6			700.50050	008

ARGON / CO2 — double stage, with flow meter

Flow rate max.	*Cylinder connection*	*Hose connection*	*Art.-No.*	*Kat.-No.*
5l/min	W30x2 – Ø15.9/20.1	G1/4“RH, DN6	716.30125	026
Union nut G1/4“RH			700.50030	008
Hose nipple DN6			700.50050	008

COMPRESSED AIR

COMPRESSED AIR — single stage

Working pressure P2 max.	*Cylinder connection*	*Hose connection*	*Max. flow rate*	*Art.-No.*	*Kat.-No.*
10bar	W30x2 – Ø16.6/19.4	G1/4“RH, DN6	49,35m³/h	716.30105	026
20bar	W30x2 – Ø16.6/19.4	G1/4“RH, DN6	-	716.30106	026
50bar	W30x2 – Ø16.6/19.4	Brazing nipple G1/4“RH, DN6**	-	716.30107	026
With polymer spring bonnet for outlet pressures up to 20bar **Brazing nipple and union nut included in delivery					
Union nut G1/4“RH				700.50030	008
Hose nipple DN6				700.50050	008

COMPRESSED AIR — single stage

Working pressure P2 max.	*Cylinder connection*	*Hose connection*	*Max. flow rate*	*Art.-No.*	*Kat.-No.*
100bar	W30x2 – Ø16.6/19.4	Brazing nipple G1/2“RH DN15**	-	716.30108	026
200bar	W30x2 – Ø16.6/19.4	Brazing nipple G1/2“RH DN15**	-	716.30109	026
**Brazing nipple and union nut included in delivery					

COMPRESSED AIR — double stage

Working pressure P2 max.	*Cylinder connection*	*Hose connection*	*Max. flow rate*	*Art.-No.*	*Kat.-No.*
1,5bar	W30x2 – Ø16.6/19.4	G1/4“RH, DN6	8,4m³/h	716.30141	026
2,5bar	W30x2 – Ø16.6/19.4	G1/4“RH, DN6	14,7m³/h	716.30142	026
10bar	W30x2 – Ø16.6/19.4	G1/4“RH, DN6	39,9m³/h	716.30143	026
Union nut G1/4“RH				700.50030	008
Hose nipple DN6				700.50050	008

SPECIAL GASES

BACK SHIELDING GAS

single stage, with flow gauge

Flow rate max.	*Cylinder connection*	*Hose connection*	*Art.-No.*	*Kat.-No.*
50l/min	W30x2LH – Ø15.2/20.2	G3/8“LH DN9	716.30167	026
Union nut G3/8“LH			700.50040	008
Hose nipple DN9			471.40090	008

ARGON / HYDROGEN

single stage, with flow meter

Flow rate max.	*Cylinder connection*	*Hose connection*	*Art.-No.*	*Kat.-No.*
16l/min	W30x2LH – Ø15.2/20.2	G3/8“LH DN9	716.30161	026
Union nut G3/8“LH			700.50040	008
Hose nipple DN9			471.40090	008

ACCESSORIES PRESSURE REGULATORS

PRESSURE GAUGE GUARD BRACKET

To protect against damage to the pressure gauges

Description	Art.-No.	Kat.-No.
For fuel gases, Color yellow	0.462.571	043
For oxygen, Color blue	0.462.572	043

PRESSURE GAUGE PROTECTIVE COVER

For pressure gauges Ø63mm

Description	Art.-No.	Kat.-No.
Gummischutzkappe für Manometer, schwarz	0.647.614	008

DOUBLE OUTLET VALVE

Description	Connection	Art.-No.	Kat.-No.
Oxygen and compressed gases	G1/4“RH	512.11653	038
Acetylene	G3/8“LH	512.11602	038
Fuel gases	G3/8“LH	716.55018	038

SHUT-OFF VALVE

For all gases up to 300bar

Description	Connection	Art.-No.	Kat.-No.
Shut-off valve PN300 DN4,5	G1/2“RH	718.03708	000

GAS PREHEATER

For efficient heating of highly compressed, non-flammable, and non-corrosive gases, prevents icing of the pressure regulator

Gas	Max. P1	Max. P2	Inlet Outlet	Power	Art.-No.	Kat.-No.
Oxygen	200bar	200bar	G3/4“RH F G3/4“RH M	250W	770.20461	043
Oxygen	200bar	200bar	G3/4“RH F G3/4“RH M	500W	770.20464	043
Oxygen	300bar	300bar	CEN Nr.7 RH F CEN Nr.7 RH M	250W	770.20467	043
Oxygen	300bar	300bar	CEN Nr.7 RH F CEN Nr.7 RH M	500W	770.20469	043
Nitrogen	200bar	200bar	W24,32x1/14“RH F W24,32x1/14“RH M	250W	770.20462	043
Nitrogen	200bar	200bar	W24,32x1/14“RH F W24,32x1/14“RH M	500W	770.20465	043
Inert gases	200bar	200bar	W21,8x1/14“RH F W21,8x1/14“RH M	250W	770.20463	043
Inert gases	200bar	200bar	W21,8x1/14“RH F W21,8x1/14“RH M	500W	770.20466	043
Inert gases	300bar	300bar	CEN Nr.1 RH F CEN Nr.1 RH M	250W	770.20468	043
Inert gases	300bar	300bar	CEN Nr.1 RH F CEN Nr.1 RH M	500W	770.20470	043

230V / 50Hz / (250/500W), Schuko plug with 2m connection cable
Safe use in continuous operation thanks to dual built-in temperature monitoring that prevents overheating.

MINITHERM

MINITHERM - THE SMALL TORCH WITH BIG PERFORMANCE

The MINITHERM torch range was developed in response to demand from industry and trade for a small, lightweight injector torch for special tasks. Compared to conventional hand-held oxyfuel equipment, the low weight (approx. 90 g) of the handle and inserts enables fatigue-free continuous use. This advantage is particularly important in pipeline construction, plumbing, jewelry, dental products, and small parts manufacturing for hand-welded, hand-soldered, or heat-treated workpieces. Welding, soldering, and heating tasks in confined spaces and hard-to-reach areas can be carried out effortlessly thanks to the small size of the handle.

- High safety thanks to the injector suction principle – MINITHERM torches comply with the requirements of the well-known accident prevention regulations.
- Universal range of applications – a wide variety of torch inserts for all applications, from barely visible micro-flames to powerful welding flames.
- Great freedom of movement thanks to small size – the MINITHERM handle has a length of approx. 120 mm.
- Fatigue-free working – the MINITHERM handle weighs only approx. 90g.

HANDLES & KITS & CUTTING INSERTS

HANDLE MINITHERM

For inserts oft he MINITHERM series

Description	*Art.-No.*	*Kat.-No.*
MINITHERM handle With hose connection 3,2mm	716.06109	024
MINITHERM handle With hose connection 3,2mm Including **3m** hose kit	716.06111	024
MINITHERM handle With hose connection 3,2mm Including 4**m** hose kit	716.08081	024
MINITHERM handle With hose connection 3,2mm Including 5**m** hose kit	716.07753	024
MINITHERM handle With hose connection 3,2mm Including 10**m** hose kit	716.08082	024

Length= 120mm / Weight= 90g / Shaft diameter= 10mm

KITS MINITHERM

Powerful kits for welding, brazing and heating

Description	*Art.-No.*	*Kat.-No.*
MINITHERM-A for Acetylene	716.01407	010
MINITHERM-PM for Propane/Methane	716.01408	010
Each consisting of: 1 handle MINITHERM Hose kit in 3m length 5 Inserts Type MINITHERM Z (Size 00-3)		

CUTTING INSERT MINITHERM

For hand-cutting
Fuel gases Acetylene (Type A) or Propane/Methane/Mapp (Type PMY)

Description	*For nozzle type*	*Art.-No. Type A*	*Art.-No. Type PMY*	*Kat.-No.*
MINITHERM 2207	Block nozzles	716.07090	716.07110	024

Compatible cutting nozzles: A-BF and A-BK, PB-K/PMY
Cutting range up to 25mm

BRAZING, HEATING AND WELDING INSERTS

TYPE Z MINITHERM

Brazing, heating and welding inserts with central flame outlet
Fuel gases Acetylene (Type A) or Propane/Methane/Mapp (Type PMY)

Größe	O2-Verbrauch	Welding range	Art.-No. Type A	Art.-No. Type PMY	Kat.-Nr.
00	20-55l/h	Bis 0,3mm	716.00978	716.00988	024
0	28-72l/h	0,2-0,5mm	716.00979	716.00989	024
1	58-150l/h	0,5-1,0mm	716.00980	716.00990	024
2	150-285l/h	1,0-2,0mm	716.00981	716.00991	024
3	215-440l/h	2,0-4,0mm	716.00982	716.00992	024

FORKED TORCH TYPE Z MINITHERM

For heating and brazing with central flame outlet
Fuel gases Acetylene (Type A) or Propane/Methane/Mapp (Type PMY)

Size	O2-Consumption	Art.-No. Type A	Art.-No. Type PMY	Kat.-No.
0	56-140l/h	716.50464	716.50469	039
1	120-300l/h	716.50465	716.50470	039
2	310-570l/h	716.02560	716.50471	039
3	430-880l/h	716.50466	716.50472	039

Length= 210mm / Weight= 90g / Nozzle distance to each other 30mm

TYPE FKZ MINITHERM

Brazing, heating and welding inserts with laminar flame outlet
Fuel gases Acetylene/Hydrogen (Type AH) or Propane/Methane/Mapp (Type PMY)

Size	O2-Consumption	Art.-No. Type AH	Art.-No. Type PMY	Kat.-No.
FKZ 1	210-350l/h	716.50808	716.50804	024
FKZ 2	210-420l/h	716.50809	716.50805	024
FK 3	270-540l/h	716.50810	-	039

FORKED TORCH TYPE FKZ MINITHERM

For heating and brazing with laminar flame outlet
Fuel gases Acetylene/Hydrogen (Type AH) or Propane/Methane/Mapp (Type PMY)

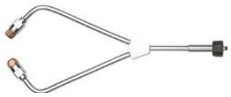

Size	O2-Consumption	Art.-No. Type AH	Art.-No. Type PMY	Kat.-No.
FKZ 1	420-700l/h	716.50820	716.50828	039
FKZ 2	550-840l/h	716.50821	716.50829	039

Length= 210mm / Weight= 130g / Nozzle distance to each other 30mm

NOZZLES TYPE FKZ / FK MINITHERM

Nozzles for brazing, heating and welding inserts with laminar flame outlet
Fuel gases Acetylene/Hydrogen (Type AH) or Propane/Methane/Mapp (Type PMY)

Size	Art.-No. Type AH	Art.-No. Type PMY	Kat.-No.
FKZ 1	716.50798	716.50800	039
FKZ 2	716.50799	716.50801	039
FK 3	716.03008	-	039

MICRO-INSERTS

MICRO-INSERTS MG-AH MINITHERM

Micro inserts in curved version
Fuel gases Acetylene/Hydrogen

Size	O2-Consumption	O2-Pressure	Injector	Art.-No.	Kat.-No.
2	6-9l/h	0,2-0,5bar	716.50813	716.05783	004
3	9-15l/h	0,5-1,5bar	716.50813	716.05784	004
4	32-39l/h	0,5-0,8bar	716.50814	716.05785	004
5	39-43l/h	0,8-1,0bar	716.50814	716.05786	004
6	43-54l/h	1,0-1,5bar	716.50814	716.05787	004
7	54-76l/h	1,5-2,5bar	716.50814	716.05788	004

Inserts MINITHERM MG-AH are delivered without the injector. Injector needs to be ordered separately!

MICRO-INSERTS MG-PMY MINITHERM

Micro inserts in curved version
Fuel gases Propane/Methane/Mapp

Size	O2-Consumption	O2-Pressure	Injector	Art.-No.	Kat.-No.
4	12-21l/h	1,5-2,5bar	716.50814	716.05785	004
5	18-30l/h	2,0-4,0bar	716.50814	716.05786	004
6	43-76l/h	1,0-2,5bar	716.50814	716.05787	004
7	65-98l/h	2,0-3,5bar	716.50814	716.05788	004

Inserts MINITHERM MG-PMY are delivered without the injector. Injector needs to be ordered separately!

INJECTOR FOR MICRO-INSERTS MINITHERM

Injector for Micro-inserts
Fuel gases Acetylene/Hydrogen(Type AH) or Propane/Methane/Mapp (Type PMY)

Size	-	Art.-No. (AH)	Art.-No. (PMY)	Kat.-No.
000		716.50813	-	004
0		716.50814	716.50814	004

NEEDLE INSERTS

NEEDLE INSERTS G-H MINITHERM

Micro inserts in straight version
Fuel gas Hydrogen

Size	O2-Consumption	O2-Pressure	Injector	Art.-No.	Kat.-No.
1	9-15l/h	0,5-1,5bar	716.50811	716.05795	004
2	9-15l/h	0,5-1,5bar	716.50811	716.05796	004
3	9-21l/h	0,5-2,0bar	716.50811	716.05797	004
4	9-24l/h	0,5-3,0bar	716.50811	716.05798	004

Inserts MINITHERM G-H are delivered without the injector. Injector needs to be ordered separately!

NEEDLE INSERTS G-PMY MINITHERM

Micro inserts in straight version
Fuel gases Propane/Methane/MAPP

Size	O2-Consumption	O2-Pressure	Injector	Art.-No.	Kat.-No.
2	9-15l/h	0,5-1,5bar	716.50811	716.05796	004
3	9-21l/h	0,5-2,0bar	716.50811	716.05797	004
4	9-24l/h	0,5-3,0bar	716.50811	716.05798	004
5	9-27l/h	0,5-3,5bar	716.50811	716.05799	004

Inserts MINITHERM G-PMY are delivered without the injector. Injector needs to be ordered separately!

INJECTOR FOR NEEDLE INSERTS MINITHERM

Injector for needle inserts
Fuel gases Hydrogen (Type H) or Propane/Methane/Mapp (Type PMY)

Size	-	Art.-No. (H)	Art.-No. (PMY)	Kat.-No.
000		716.50811	716.50811	004

STARLET

STARLET – PERFECT BALANCE, LIGHTWEIGHT, STRONG AND VERSATILE

The ergonomic design of the STARLET torch system offers easy handling, fatigue-free working, and high operating comfort. At the same time, the large cross-sections allow the handle to be used with powerful heating inserts and cutting inserts for workpiece thicknesses of up to 200 mm. The large cross-sections also ensure a high level of flashback protection.

The robust, solid aluminum construction ensures high impact resistance and a long service life. The key data for the STARLET handle are:

Length: 210mm

Weight: 400g

Shaft diameter: 15mm

The STARLET handle is also available in version 1302 S with built-in backflow preventers with flame arresters and gas check valves for oxygen and fuel gas.

HANDLES AND KITS

HANDLES STARLET

For inserts oft he STARLET series

Type	Description	Connection	Art.-No.	Kat.-No.
STARLET 1302	Valve arrangement V-positioned	Oxygen: G1/4“RH Fuel gas: G3/8“LH	716.05978	024
STARLET 1302 S	Valve arrangement V-positioned	Oxygen: G1/4“RH Fuel gas: G3/8“LH	716.06712	024
STARLET 2221	Valve arrangement lateral	Oxygen: G1/4“RH Fuel gas: G3/8“LH	716.06815	024

Handles with connections for other standards like British, American, French or Australian are available upon request.

STARLET *A*

Powerful kit for welding, brazing, heating and cutting with fuel gas Acetylene

Description	Art.-No.	Kat.-No.
Kit STARLET *A*	716.18036	010

Consisting of:
1x Handle STARLET 1302
1x Cutting insert STARLET 8702 A/PMYE
3x Cutting nozzles ANME for cutting range 3-75mm
7x Welding inserts STARLET 321-A for welding range 0,2-14mm
1x Torch carriage
1x Torch spanner
1x Gas igniter
1x Safety goggles
1x Nozzle cleaning set

STARLET *PMYE*

Powerful kit for welding, brazing, heating and cutting with fuel gases Propane/Methane/MAPP/Ethylene

Bezeichnung	Art.-Nr.	Kat.-Nr.
Garnitur STARLET *PMYE*	716.06711	010

Bestehend aus:
1x Handle STARLET 1302
1x Cutting insert STARLET 8702 A/PMYE
3x Cutting nozzles PNME for cutting range 3-75mm
6x Heating and brazing inserts STARLET Z-PMY Size 1-6
1x Torch carriage
1x Torch spanner
1x Gas igniter
1x Safety goggles
1x Nozzle cleaning set

STARLET *WS* 1302

Powerful kit for welding, brazing, heating and cutting with fuel gas Acetylene

Description	*Art.-No.*	*Kat.-No.*
Kit STARLET *WS* 1302	716.06345	010

Consisting of:
1x Handle STARLET 1302
1x Cutting insert STARLET 8702 A/PMYE
3x Cutting nozzles ANME for cutting range 3-75mm
3x Welding inserts STARLET 321-A for welding range 1 -6mm

STARLET *WS* 2221

Powerful kit for welding, brazing, heating and cutting with fuel gas Acetylene

Description	*Art.-No.*	*Kat.-No.*
Kit STARLET *WS* 2221	716.02262	010

Consisting of:
1x Handle STARLET 2221
1x Cutting insert STARLET 1711-A
3x Cutting nozzles A-RS for cutting range 3-40mm
3x Welding inserts STARLET 111-A for welding range 1 -6mm

STARLET *KS*

Powerful kit for welding, brazing, heating and cutting with fuel gas Acetylene

Description	*Art.-No.*	*Kat.-No.*
Kit STARLET *KS*	716.04493	010

Consisting of:
1x Handle STARLET 2221
1x Cutting insert STARLET 1711-A
3x Cutting nozzles A-RS for cutting range 3-40mm
4x Welding inserts STARLET 111-A for welding range 1 -9mm
1x Torch carriage
1x Radius bar
1x Torch spanner
1x Nozzle cleaning set

STARLET *N*

Powerful kit for welding, brazing, heating and cutting with fuel gas Acetylene

Description	*Art.-No.*	*Kat.-No.*
Kit STARLET *N*	716.01786	010

Consisting of:
1x Handle STARLET 2221
1x Cutting insert STARLET 2711-A
2x Cutting nozzles A-BK for cutting range 3-25mm
4x Welding inserts STARLET 111-A for welding range 1 -9mm
1x Torch carriage
1x Torch spanner
1x Nozzle cleaning set

PROFIKIT *A* STARLET

Powerful kit for welding, brazing, heating and cutting with fuel gas Acetylene

Description	*Art.-No.*	*Kat.-No.*
STARLET PROFIKIT *A*	716.07280	010

Consisting of:
1x Handle STARLET 2221
1x Cutting insert STARLET 8702-A/PMYE
3x Cutting nozzles ANME for cutting range 3-75mm
7x Welding inserts STARLET 321-A for welding range 0,2 -14mm
1x Heating insert STARLET F-A Size 6
1x Cylinder pressure regulator CONSTANT 2000 for O2 200/10bar
1x Cylinder pressure regulator CONSTANT 2000 for Acetylene 25/1,5bar
1x Safety device DGN for O2
1x Safety device DGN for fuel gases
5m Hose set oxygen/fuel gas 6/8mm
1x Torch carriage
1x Adjustable spanner
1x Nozzle cleaning set
1x Gas igniter including 10 spare-flints

WELDING, BRAZING AND HEATING INSERTS

ACETYLENE

111-A STARLET

Central flame outlet, interchangeable nozzles, hammered nozzles,
Fuel gas Acetylene

Size	O2-Consumption	Welding range	Nozzle Art.-No.	Insert complete Art.-No.	Kat.-No.
0	ca. 40l/h	0,2-0,5mm	716.01540	716.01600	007/024
1	ca.80 l/h	0,5-1,0mm	716.01541	716.01601	007/024
2	ca. 160l/h	1,0-2,0mm	716.01542	716.01602	007/024
3	ca. 315l/h	2,0-4,0mm	716.01543	716.01603	007/024
3,5	ca. 410l/h	3,0-5,0mm	716.01882	716.01820	007/024
4	ca. 500l/h	4,0-6,0mm	716.01544	716.01604	007/024
5	ca. 800l/h	6,0-9,0mm	716.01545	716.01605	007/024
6	ca. 1250l/h	9,0-14,0mm	716.01546	716.01606	007/024

211-A STARLET

Central flame outlet, interchangeable nozzles, for high thermal stress,
Fuel gas Acetylene

Size	O2-Consumption	Welding range	Nozzle Art.-No.	Insert complete Art.-No.	Kat.-No.
1	ca.80 l/h	0,5-1,0mm	242.34110	716.01611	007/024
2	ca. 160l/h	1,0-2,0mm	242.34210	716.01612	007/024
3	ca. 315l/h	2,0-4,0mm	242.34310	716.01613	007/024
3,5	ca. 410l/h	3,0-5,0mm	716.00686	716.01830	007/024
4	ca. 500l/h	4,0-6,0mm	242.34410	716.01614	007/024
5	ca. 800l/h	6,0-9,0mm	242.34510	716.01615	007/024
6	ca. 1250/h	9,0-14,0mm	242.34610	716.01616	007/024

321-A STARLET

Central flame outlet, Mixing tube with hammered-on welding nozzles(replaceable),
Fuel gas Acetylene

Size	O2-Consumption	Welding range	Nozzle Art.-No.	Insert complete Art.-No.	Kat.-No.
0	ca. 40l/h	0,2-0,5mm	716.06258	716.06257	007/024
1	ca.80 l/h	0,5-1,0mm	716.05041	716.05051	007/024
2	ca. 160l/h	1,0-2,0mm	716.05042	716.05052	007/024
3	ca. 315l/h	2,0-4,0mm	716.05043	716.05053	007/024
4	ca. 500l/h	4,0-6,0mm	716.05044	716.05054	007/024
5	ca. 800l/h	6,0-9,0mm	716.05045	716.05055	007/024
6	ca. 1250/h	9,0-14,0mm	716.05046	716.05056	007/024

411-A STARLET

Central flame outlet, bendable, Mixing nozzles with soldered welding nozzles (replaceable),
Fuel gas Acetylene

Size	O2-Consumption	Welding range	Nozzle Art.-No.	Insert complete Art.-No.	Kat.-No.
2	ca. 160l/h	1,0-2,0mm	716.01742	716.01702	007/024
3	ca. 315l/h	2,0-4,0mm	716.01743	716.01703	007/024
3,5	ca. 410l/h	3,0-5,0mm	716.00461	716.01840	007/024
4	ca. 500l/h	4,0-6,0mm	716.01744	716.01704	007/024
5	ca. 800l/h	6,0-9,0mm	716.01745	716.01705	007/024

Bendable pipe welding inserts for welding, brazing and heating in hard to reach locations.

Z-A STARLET

Central flame outlet, interchangeable nozzles, for heating and brazing,
Fuel gas Acetylene

Size	O2-Consumption	Length	Nozzle Art.-No.	Insert complete Art.-No.	Kat.-No.
7	max. 1,8m³/h	355mm	242.34710	716.01837	007/004
8	max. 2,5m³/h	380mm	242.34810	716.01838	007/004

F-A STARLET

Laminar flame outlet, interchangeable nozzles, for heating and brazing,
Fuel gas Acetylene

Size	O2-Consumption	Length	Nozzle Art.-No.	Insert complete Art.-No.	Kat.-No.
3	max. 0,7m³/h	200mm	716.02080	716.03443	004
4	max. 1,2m³/h	275mm	241.14460	716.01844	004
6	max. 2,1m³/h	335mm	242.47610	716.01846	004
8	max. 4,0m³/h	380mm	242.13811	716.01848	004

FB-A STARLET

Laminar flame outlet, interchangeable nozzles, Stainless steel mixing tube,
Fuel gas Acetylene

Size	O2-Consumption	Length	Nozzle Art.-No.	Insert complete Art.-No.	Kat.-No.
5	0,5-0,9m³/h	350mm	716.56135	716.56317	004
6	0,9-1,6 m³/h	350mm	716.56136	716.56318	004
7	1,2-2,2 m³/h	400mm	716.56137	716.56319	004
8	1,8-2,8 m³/h	400mm	716.56138	716.56320	004

The nozzles/inserts of the type FB-A are extremely quiet – up to size 8 below 85db(A)!

PROPANE/METHANE/MAPP/ETHYLENE

Z-PMY STARLET

Central flame outlet, Mixing tube with hammered-on welding nozzles(replaceable), Fuel gases Propane/Methane/MAPP

Size	O2-Consumption	Length	Nozzle Art.-No.	Insert complete Art.-No.	Kat.-No.
1	ca.80 l/h	157mm	716.06481	716.06491	004
2	ca. 160l/h	176mm	716.06482	716.06492	004
3	ca. 315l/h	191mm	716.06483	716.06493	004
4	ca. 500l/h	207mm	716.06484	716.06494	004
5	ca. 800l/h	245mm	716.06485	716.06495	004
6	ca. 1250l/h	266mm	716.06486	716.06496	004

Z-PMYE STARLET

Central flame outlet, interchangeable nozzles, for heating and brazing, Fuel gases Propane/Methane/MAPP/Ethylene

Size	O2-Consumption	Length	Nozzle Art.-No.	Insert complete Art.-No.	Kat.-No.
1	max. 0,1m^3/h	145mm	716.00590	716.01861	004
2	max. 0,2m^3/h	175mm	716.00591	716.01862	004
3	max. 0,4m^3/h	205mm	716.00592	716.01863	004
4	max. 0,6m^3/h	235mm	716.00593	716.01864	004
6	max. 1,6m^3/h	265mm	716.00594	716.01866	004
8	max. 2,4m^3/h	315mm	716.00595	716.01868	004

F-PME STARLET

Laminar flame outlet, interchangeable nozzles, for heating and brazing Fuel gases Propane/Methane/Ethylene

Size	O2-Consumption	Length	Nozzle Art.-No.	Insert complete Art.-No.	Kat.-No.
4	max. 0,5m^3/h	275mm	716.00570	716.01854	004
6	max. 3,8m^3/h	335mm	716.00571	716.01856	004
8	max. 5,5m^3/h	285mm	716.00596	716.01858	004
10	max. 6,1m^3/h	310mm	716.00597	716.01860	004

Z-PMYE STARLET

Central flame outlet, interchangeable nozzles, for heating and brazing, stabilized flame, Stainless steel mixing tube, Fuel gases Propane/Methane/MAPP/Ethylene

Size	*O2-Consumption*	*Length*	*Nozzle Art.-No.*	*Insert complete Art.-No.*	*Kat.-No.*
6	max. 3m³/h	430mm	716.01233	716.51712	004
8	max. 6m³/h	430mm	716.01234	716.51713	004
10	max. 14m³/h	580mm	716.01235	716.51714	004

F-PMYE STARLET

Laminar flame outlet, interchangeable nozzles, for heating and brazing, Stainless steel mixing tube, Fuel gases Propane/Methane/MAPP/Ethylene

Size	*O2-Consumption*	*Length*	*Nozzle Art.-No.*	*Insert complete Art.-No.*	*Kat.-No.*
8	max. 6m³/h	430mm	716.01237	716.51717	004
10	max. 14m³/h	580mm	716.01238	716.51718	004
12	max. 35m³/h	580mm	716.01239	716.51719	004

HF-PM STARLET

Laminar flame outlet, interchangeable nozzles, for heating and brazing, Stainless steel mixing tube, Fuel gases Propane/Methane

Size	*O2-Consumption*	*Length*	*Nozzle Art.-No.*	*Insert complete Art.-No.*	*Kat.-No.*
12	max. 12m³/h	430mm	716.05646	716.51722	039/004
13	max. 23m³/h	580mm	716.05647	716.51723	039/004

FORKED TORCH INSERTS

FORKED TORCH Z STARLET

Central flame outlet, interchangeable nozzles, for heating and brazing,

Size	O2-Consumption Z-A	O2-Consumption Z-PM	Z-A Art.-No.	Z-PM Art.-No.	Kat.-No.
Z1	-	0,5m³/h	-	716.50756	039
Z2	0,3m³/h	1,1m³/h	716.50762	716.50757	039
Z3	0,7m³/h	1,4m³/h	716.50763	716.50758	039
Z4	1,2m³/h	-	716.50764	-	039
Z5	2,5m³/h	-	716.50765	-	039

Length 250mm, Nozzle distance to each other 30-60mm (flexible)

Forked torch Z-A for spot heating and brazing with acetylene
Forked torch Z-PM for spot heating and brazing with propane und methane

NOZZLE TYPE ZK STARLET

Central flame outlet

Size	-	ZK-A Art.-No.	ZK-PM Art.-No.	Kat.-No.
ZK 1		-	716.03011	039
ZK 2		716.03002	716.03012	039
ZK 3		716.03003	716.03013	039

Heating nozzles ZK-A for forked torch STARLET Z-A, Fuel gas acetylene
Heating nozzles ZK-PM for forked torch STARLET Z-PM, Fuel gas propane und methane

FORKED TORCH F STARLET

Laminar flame outlet, interchangeable nozzles, for heating and brazing,

Size	O2-Consumption F-A	O2-Consumption F-PM	F-A Art.-No.	F-PM Art.-No.	Kat.-No.
F1	0,4m³/h	0,5m³/h	716.50766	716.50759	039
F2	0,7m³/h	1,1m³/h	716.50767	716.50760	039
F3	1,2m³/h	1,4m³/h	716.50768	716.50761	039
F4	1,7m³/h	-	716.50769	-	039
F5	2,5m³/h	-	716.50770	-	039

Length 250mm, Nozzle distance to each other 30-60mm (flexible)

Forked torch F-A for spot heating and brazing with acetylene
Forked torch F-PM for spot heating and brazing with propane und methane

NOZZLE TYPE FK STARLET

Laminar flame outlet

Size	-	FK-A Art.-No.	FK-PM Art.-No.	Kat.-No.
FK 1		716.03006	716.03016	039
FK 2		716.03007	716.03017	039
FK 3		716.03008	716.03018	039
FK 4		716.52217		
FK 5		716.52883		

Heating nozzles ZK-A for forked torch STARLET Z-A, Fuel gas acetylene
Heating nozzles ZK-PM for forked torch STARLET Z-PM, Fuel gas propane und methane

CUTTING INSERTS

CUTTING INSERTS STARLET	For hand-cutting, Fuel gases Acetylene (Type A) or Propane/Methane/MAPP (Type PMY)				
	Description	*For nozzle type*	*Type A Art.-No.*	*Type PMY Art.-No.*	*Kat.-No.*
	STARLET 1711 with spring lever	Ring-/Slot nozzles	716.05168	716.05337	024
	STARLET 1211 with hand wheel	Ring-/Slot nozzles	716.05338	716.05333	024
	STARLET 2711 with spring lever	Block nozzles	716.05329	-	024
	STARLET 8702 with spring lever	Gas mixing nozzles	716.05960	716.05960	024
	STARLET 8711 with spring lever	Gas mixing nozzles	716.05335	716.05335	024

STAR

STAR – THE ALLROUNDER WITH GREAT PERFORMANCE

Thanks to their ergonomic shape, our robust STAR handles offer maximum operating comfort and fatigue-free working combined with extreme performance. Self-tightening radial seals on the inserts allow quick and secure sealing; simply tighten the union nut by hand.

A wide range of inserts are available for STAR handles, which you can use for cutting, heating, soldering, welding, flame straightening, and flame washing.

The key data for the STAR handles are:

Length: 230mm

Weight: 550g

Shaft diameter: 20mm

HANDLES AND KITS

HANDLES STAR

For inserts of the STAR series

Type	Description	Connections	Art.-No.	Kat.-No.
STAR 2020	Valve arrangement lateral	Oxygen: G1/4“RH Fuel gas: G3/8“LH	716.06820	024
STAR 1010	Sturdy aluminum handle	Oxygen: G1/4“RH Fuel gas: G3/8“LH	716.07725	024

STAR *A*

Professional kit for fuel gas acetylene with Ring-/Slot nozzles

Description	Art.-No.	Kat.-No.
Kit STAR *A*	716.01800	010

Consisting of:
1x Handle STAR 2020
1x Cutting insert STAR 1730-A
5x Cutting nozzles A-RS for cutting range 3-100mm
1x Heating nozzle A-RS for cutting range 3-100mm
6x Welding inserts STAR 210-A for welding range 0,5 -14mm
1x Torch carriage
1x Radius bar
1x Torch spanner
1x Nozzle cleaning set

STAR *B*

Professional kit for fuel gas acetylene with Block nozzles

Description	Art.-No.	Kat.-No.
Kit STAR *B*	716.01801	010

Consisting of:
1x Handle STAR 2020
1x Cutting insert STAR 2730-A
5x Cutting nozzles A-B for cutting range 3-100mm
6x Welding inserts STAR 210-A for welding range 0,5 -14mm
1x Torch carriage
1x Radius bar
1x Torch spanner
1x Nozzle cleaning set

STAR *C* — Professional kit for fuel gas acetylene with gas mixing nozzles

Description	*Art.-No.*	*Kat.-No.*
Kit STAR *C*	716.01802	010

Consisting of:
1x Handle STAR 2020
1x Cutting insert STAR 8730-A
5x Cutting nozzles VADURA 8317 A-GN for cutting range 3-100mm
6x Welding inserts STAR 210-A for
welding range 0,5 -14mm
1x Torch carriage
1x Radius bar
1x Torch spanner
1x Nozzle cleaning set

STAR *P* — Professional kit for fuel gas propane with Ring-/Slot nozzles

Description	*Art.-No.*	*Kat.-No.*
Kit STAR *P*	716.05339	010

Consisting of:
1x Handle STAR 2020
1x Cutting insert STAR 1730-PMY
5x Cutting nozzles PL-RC for cutting range 3-100mm
2x Heating inserts with central flame outlet STAR Z-PMY Size 6 &8
1x Heating insert with laminar flame outlet STAR F-PMY Size 10
1x Torch carriage
1x Radius bar
1x Torch spanner
1x Nozzle cleaning set

FLAME STRAIGHTENING KIT STAR — High performance kit for flame straightening tasks

Bezeichnung	*Art.-No.*	*Kat.-No.*
Flame Straightening Kit for Acetylene	716.07662	010
Flame Straightening Kit for Propane/Methane	716.07663	010

Consisting of
1x Handle STAR 2020
1x Nozzle cleaning set
1x Gas igniter

For Acetylene:
1x Flame straightening insert STAR Z-A 3 with 3 heating nozzles size 2-4
4x Welding inserts STAR 210-A Sizes 2&3&6&7
1x Heating insert STAR FB-A Size 7

For Propane/Methane:
1x Flame straightening insert STAR Z-PMY 3 with 3 heating nozzles size 4-6
2x Heating inserts STAR Z-PMY Size 6&10
2x Heating inserts STAR F-PMY Size 8&12

WELDING, BRAZING AND HEATING INSERTS

ACETYLENE

210-A STAR — Flame outlet central, nozzle interchangeable, Fuel gas Acetylene

Size	O2-Consumption	Welding range	Nozzle Art.-No.	Insert complete Art.-Nr.	Kat.-No.
1	ca.80 l/h	0,5-1,0mm	242.34110	716.01621	007/024
2	ca. 160l/h	1,0-2,0mm	242.34210	716.01622	007/024
3	ca. 315l/h	2,0-4,0mm	242.34310	716.01623	007/024
4	ca. 500l/h	4,0-6,0mm	242.34410	716.01624	007/024
5	ca. 800l/h	6,0-9,0mm	242.34510	716.01625	007/024
6	ca. 1250l/h	9,0-14,0mm	242.34610	716.01626	007/024
7	ca. 1800l/h	14,0-20,0mm	242.34710	716.01627	007/024
8	ca. 2500 l/h	20,0-30,0mm	242.34810	716.01628	007/024

410-A STAR — Flame outlet central, nozzle interchangeable, bendable for work at hard to reach places, Fuel gas Acetylene

Size	O2-Consumption	Welding range	Nozzle Art.-No.	Insert complete Art.-Nr.	Kat.-No.
2	ca. 160l/h	1,0-2,0mm	716.01752	716.01712	007/024
3	ca. 315l/h	2,0-4,0mm	716.01753	716.01713	007/024
4	ca. 500l/h	4,0-6,0mm	716.01754	716.01714	007/024
5	ca. 800l/h	6,0-9,0mm	716.01755	716.01715	007/024
7	ca. 1800l/h	14,0-20,0mm	716.54279	716.54279	007/024

Z-A STAR — Flame outlet central, nozzle interchangeable, Fuel gas Acetylene

Size	O2-Consumption	Length	Nozzle Art.-No.	Insert complete Art.-Nr.	Kat.-No.
9	max. 4,70m³/h	695mm	716.00170	716.00863	007/004
9 ES	max. 4,70m³/h	950mm	716.00170	716.07296	007/024
10	max. 5,80m³/h	695mm	716.00171	716.00865	007/004
10 ES	max. 5,80m³/h	1155mm	716.00171	716.07297	007/024

ES = Stainless steel mixing tube

F-A STAR

Flame outlet laminar, nozzle interchangeable,
Fuel gas Acetylene

Size	O2-Consumption	Length	Nozzle Art.-No.	Insert complete Art.-Nr.	Kat.-No.
8	max. 2,70m³/h	415mm	242.13811	242.54800	007/004
8 ES	max. 2,70m³/h	440mm	242.13811	716.07839	007/004
9	max. 4,20m³/h	685mm	716.00422 (kpl. Mit Mischrohr)	716.00864	007/004

ES = Stainless steel mixing tube

FB-A STAR

Flame outlet laminar, nozzle interchangeable, stainless steel mixing tube,
Fuel gas Acetylene

Size	O2-Consumption	Length	Nozzle Art.-No.	Insert complete Art.-Nr.	Kat.-No.
5	max. 1,10m³/h	300mm	716.56135	716.56145	004
6	max. 1,90m³/h	300mm	716.56136	716.56146	004
7	max. 2,30m³/h	400mm	716.56137	716.56147	004
8	max. 3,30m³/h	400mm	716.56138	716.56148	004
9	max. 5,50m³/h	650mm	716.56139	716.56149	004
10	max. 6,10m³/h	650mm	716.56140	716.56150	004

The nozzles/inserts of the type FB-A are extremely quiet – up to size 8 below 85db(A)!

KONSTANTHERM STAR

Flame outlet central, protection cap interchangeable, for extreme thermal stress,
Fuel gas Acetylene

Size	O2-Consumption	Length	Protection cap Art.-No.	Insert complete Art.-Nr.	Kat.-No.
6	max. 1,25m³/h	300mm	677.51963	242.56600	004
8	max. 2,50m³/h	300mm	677.51965	242.56800	004

Special inserts for welding and heating under extreme thermal stress.

PROPANE/METHANE/MAPP/ETHYLENE

Z-PM STAR

Flame outlet central, nozzle interchangeable,
Fuel gas Propane/Methane

Size	O2-Consumption	Length	Nozzle Art.-No.	Insert complete Art.-No.	Kat.-No.
8	max. 6m³/h	430mm	716.00032	716.00042	004
10	max. 14m³/h	430mm	716.00033	716.00043	004
12	max. 33m³/h	430mm	716.00034	716.00044	004

Z-PMY STAR

Flame outlet central, nozzle interchangeable, stabilized flame,
Fuel gas Propane/Methane/MAPP

Size	O2-Consumption	Length	Nozzle Art.-No.	Insert complete Art.-No.	Kat.-No.
6	max. 3m³/h	325mm	716.01233	716.01926	004
8	max. 6m³/h	430mm	716.01234	716.01251	004
10	max. 14m³/h	430mm	716.01235	716.01252	004
12	max. 35m³/h	430mm	716.01236	716.01253	004
14 ES	max. 45m³/h	1090mm	716.01241	716.07291	004

ES = Stainless steel mixing tube

Z-E STAR

Flame outlet central, nozzle interchangeable,
Fuel gas Ethylene

Size	O2-Consumption	Length	Nozzle Art.-No.	Insert complete Art.-No.	Kat.-No.
8	max. 3,60m³/h	430mm	716.01234	716.05364	004
10	max. 5m³/h	430mm	716.01235	716.05365	004
12	max. 6m³/h	430mm	716.01236	716.05366	004

F-PMY STAR

Flame outlet laminar, nozzle interchangeable,
Fuel gas Propane/Methane

Size	O2-Consumption	Length	Nozzle Art.-No.	Insert complete Art.-No.	Kat.-No.
8	max. 6m³/h	430mm	716.01237	716.01254	004
10	max. 14m³/h	430mm	716.01238	716.01255	004
12	max. 33m³/h	430mm	716.01239	716.01256	004
14 ES	max. 45m³/h	885mm	716.01154	716.07292	004
16 ES	max. 52m³/h	1090mm	716.01155	716.07293	004

ES = Stainless steel mixing tube

F-E STAR

Flame outlet laminar, nozzle interchangeable,
Fuel gas Ethylene

Size	O2-Consumption	Length	Nozzle Art.-No.	Insert complete Art.-No.	Kat.-No.
10	max. 5m³/h	430mm	716.01238	716.05361	004
12	max. 6m³/h	430mm	716.01239	716.05362	004

HF-PMY STAR

Flame outlet central, nozzle interchangeable, spacer knobs,
Fuel gas Propane/Methane/MAPP

Size	O2-Consumption	Length	Nozzle Art.-No.	Insert complete Art.-No.	Kat.-No.
12	max. 12m³/h	430mm	716.05646	716.05642	039
13	max. 23m³/h	510mm	716.05647	716.05643	039
14	max. 35,3m³/h	720mm	716.05648	716.05644	039
15	max. 54,2m³/h	830mm	716.05649	716.05645	039

HD-PMY STAR

Flame outlet central, nozzle interchangeable, stainless steel mixing tube,
Fuel gas Propane/Methane/MAPP

Size	O2-Consumption	Length	Nozzle Art.-No.	Insert complete Art.-No.	Kat.-No.
12	max. 9m³/h	530mm	716.55932	716.55927	039
13	max. 11m³/h	630mm	716.55933	716.55928	039
14	max. 22,5m³/h	740mm	716.55934	716.55229	039
15	max. 30m³/h	840mm	716.55935	716.55230	039

STAINLESS STEEL MIXING TUBES

Threaded connection on both sides 1/2" x 25 GG

Length	Art.-No.	Kat.-No.
267mm	716.51708	039
406mm	716.51709	039
711mm	716.51710	039
914mm	716.51711	039

The stainless steel mixing tubes can be ordered as an option with the standard heating inserts and installed independently. This allows the heating inserts to be converted to different lengths without having to order a complete torch each time.

FLAME STRAIGHTENING & WASHING INSERTS

FLAME STRAIGHTENING STAR

For flame straightening, switchable between 3/2 or 5/3 flames,
Nozzles interchangeable, fuel gas Acetylene

Description	Length	Size	Art.-No.	Kat.-No.
Umschaltbar für 3/2 Flammen	505mm	2-4mm	716.01760	004
Umschaltbar für 3/2 Flammen	540mm	4-6mm	716.01761	004
Umschaltbar für 5/3 Flammen	540mm	2-4mm	716.01762	004
Umschaltbar für 5/3 Flammen	550mm	4-6mm	716.01763	004

FLAME STRAIGHTENING STAR

For flame straightening, 3 flames, Nozzles interchangeable,
Fuel gases Acetylene (Type A) or Propane/Methane/MAPP (Type PMY)

Description	Length	Size	Art.-No.	Kat.-No.
STAR flame straightening insert A	500mm	2-4mm	716.07664	004
STAR flame straightening insert PMY	500mm	4-6mm	716.07665	004

NOZZLES STAR

Interchangeable nozzles for flame straightening inserts STAR,
Fuel gases Acetylene (Type A) or Propane/Methane/MAPP (Type PMY)

Description	Size	Art.-No.	Kat.-No.
A	2-4mm	242.34310	007
A	4-6mm	242.34410	007
PMY	4-6mm	716.16714	007

F-PM STAR

Flame outlet laminar, nozzle interchangeable,
Fuel gases Propane/Methane

Size	O2-Consumption	Length	Nozzle Art.-No.	Insert complete Art.-Nr.	Kat.-No.
8	max. 5m³/h	430mm	716.00035	716.00045	004
10	max. 11m³/h	430mm	716.00036	716.00046	004
12	max. 21m³/h	430mm	716.00037	716.00047	004

T STAR

For flame washing
Fuel gases Acetylene (Type A) or Propane/Methane (Type PM)

Description	Torch width	Length	Type A Art.-No.	Type PM Art.-No.	Kat.-No.
STAR T 50	50mm	505mm	716.00520	716.00523	004
STAR T 100	100mm	525mm	716.00521	716.00524	004
STAR T 150	150mm	535mm	716.00522	716.00525	004

CUTTING INSERTS

SCHNEIDEINSÄTZE STAR	For hand-cutting, Fuel gas Acetylene (Type A) or Propane/Methane/MAPP (Type PMY)				
	Description	*For nozzle type*	*Type A Art.-No.*	*Type PMY Art.-No.*	*Kat.-No.*
	STAR 1730 with spring lever	Ring-/Slot nozzles	716.05137	716.05294	024
	STARLET 1730-F with spring lever !only for Ethylene!	Ring-/Slot nozzles	-	716.05367	024
	STAR 1840 with wing lever	Ring-/Slot nozzles	716.07965	716.07985	024
	STAR 1230 with hand wheel	Ring-/Slot nozzles	716.05284	716.05295	024
	STAR 2730 with spring lever	Block nozzles	716.05288	-	024
	STAR 2230 with hand wheel	Block nozzles	716.05292	-	024
	STAR 8730 with spring lever	Gas mixing nozzles	716.05165	716.05165	024
	STAR 9230 with hand wheel 180° Torch head	Gas mixing nozzles	716.05286	716.05286	024

SUPERTHERM

SUPERTHERM – IT DOES NOT GET ANMORE POWERFUL

The right-angled valve arrangement of the robustly designed SUPERTHERM handle allows for easy media control. The monoblock valves (without stuffing boxes) are maintenance-free and guarantee a long service life.

The handle body is made of light metal with a hard coating, making it resistant to corrosion from seawater and aggressive substances in the workplace. Hose connections. Inlet screw connections and monoblock valves are easy to replace.

Several high-performance heating inserts and flame washing inserts are available for SUPERTHERM handles.

The key data for the SUPERTHERM handles are:

Length: 300mm

Weight: 915g

Shaft diameter: 22mm

HANDLE

HANDLE SUPERTHERM — For inserts oft he SUPERTHERM series

Type	Description	Connections	Art.-No.	Kat.-No.
SUPERTHERM	Valve arrangement perpendicular	Oxygen: G3/6“RH DN9 Fuel gas: G1/2“LH DN11	716.01818	004

HEATING INSERTS

Z-A SUPERTHERM — Flame outlet central, interchangeable nozzles, Fuel gas Acetylene

Size	O2-Consumption	Length	Nozzle Art.-No.	Insert complete Art.-Nr.	Kat.-No.
9	max. 4,4m³/h	670mm	716.00170	716.02092	004
10	max. 5,9m³/h	670mm	716.00171	716.02093	004

F-A SUPERTHERM — Flame outlet laminar, interchangeable nozzles, Fuel gas Acetylene

Size	O2-Consumption	Length	Nozzle Art.-No.	Insert complete Art.-Nr.	Kat.-No.
9	max. 4,8m³/h	650mm	716.00422	716.02090	004
11	max. 9,4m³/h	650mm	716.00423	716.02091	004

F-PMY SUPERTHERM — Flame outlet laminar, interchangeable nozzles, Fuel gases Propane/Methane/MAPP

Size	O2-Consumption	Length	Nozzle Art.-No.	Insert complete Art.-Nr.	Kat.-No.
12	max. 18m³/h	680mm	716.01153	716.02100	004
14	max. 40m³/h	680mm	716.01154	716.02101	004
16	max. 52m³/h	680mm	716.01155	716.02102	004

T SUPERTHERM — For flame washing, Fuel gases Acetylene (A) or Propane/Methane (PM)

Description	Torch width	Length	Art.-No.	Kat.-No.
SUPERTHERM T-A 200	200mm	1300mm	716.02105	004
SUPERTHERM T-A 250	250mm	1300mm	716.02106	004
SUPERTHERM T-PM 200	200mm	643mm	716.02107	004
SUPERTHERM T-PM 250	250mm	663mm	716.02108	004

STARCUT



STARCUT – THE ROBUST TORCH FOR ALL CUTTING TASKS

Our STARCUT handheld cutting torch is the perfect model for all tasks involving oxyfuel cutting, scrap cutting, and gouging. Based on the injector principle, the STARCUT series is significantly safer and less sensitive to flashbacks compared to conventional constant pressure torches. Robust and easily replaceable components, such as monoblock valves and aluminum handle shells, ensure a long service life and quick repairs.

In addition to the available standard lengths of 500 / 800 / 1000 / 1200 / 1500mm and the torch heads of 90° / 135° / 180°, you also have the option of requesting your required length and angle from us.

In addition to the standard version of the STARCUT, we offer an additional version of the STARCUT for scrap cutting. This version has a reinforced valve spindle for the cutting oxygen and additional pipe holders to withstand even the harshest environmental conditions.

Connection standard		
Name	***Oxygen connection***	***Fuel gas connection***
DIN	G1/4”RH	G3/8”LH
BSP	G3/8”RH	G3/8”LH
CGA	9/16”NF RH	9/16”NF RH
NFE	M16x1,5 RH	M16x1,5 LH
AS	5/8 UNF RH	5/8 UNF RH

RING-/SLOT NOZZLES COMPATIBLE

RING-/SLOT NOZZLES STARCUT

For hand-cutting,
Fuel gases Acetylene (Type A) or Propane/Methane/MAPP/Ethylene (Type PMYE)

Description	*Cutting O2-adjustment*	*Torch head*	*Length*	*Type A Art.-No.*	*Type PMYE Art.-No.*	*Kat.-No.*
STARCUT 1622 **DIN**	Spring lever	95°	500mm	716.06880	716.06882	003
STARCUT 1622 **BSP**	Spring lever	95°	500mm	716.06895	716.06897	003
STARCUT 1622 **CGA**	Spring lever	95°	500mm	716.06898	716.06899	003
STARCUT 1622 **NFE**	Spring lever	95°	500mm	716.06907	716.06908	003
STARCUT 1622 **DIN**	Spring lever	135°	1000mm	-	716.06893	003
STARCUT 1622 **BSP**	Spring lever	135°	1000mm	716.07981	716.06944	003
STARCUT 3622 **DIN**	Spring lever	180°	500mm	716.06894	-	003
STARCUT 1222 **DIN**	Hand wheel	95°	500mm	716.06881	716.06885	003

For use with cutting nozzles: Ring-/Slot nozzles

BLOCK NOZZLES COMPATIBLE

BLOCK NOZZLES STARCUT

For hand-cutting,
Fuel gases Acetylene (Type A) or Propane/Methane/MAPP/Ethylene (Type PMYE)

Description	*Cutting O2-adjustment*	*Torch head*	*Length*	*Type A Art.-No.*	*Type PMYE Art.-No.*	*Kat.-No.*
STARCUT 2622 **DIN**	Spring lever	95°	500mm	716.06883	716.06910	003
STARCUT 2222 **DIN**	Hand wheel	95°	500mm	716.06886	716.06911	003

For use with cutting nozzles: Block nozzles

GAS MIXING NOZZLES COMPATIBLE

GAS MIXING NOZZLES STARCUT

For hand-cutting,
Fuel gases Acetylene (Type A) or Propane/Methane/MAPP/Ethylene (Type PMYE)

Description	*Cutting O2-adjustment*	*Torch head*	*Length*	*Type A-PMYE Art.-No.*	*Kat.-No.*
STARCUT 8622 **DIN**	Spring lever	95°	500mm	716.06884	003
STARCUT 8622 **BSP**	Spring lever	95°	500mm	716.06896	003
STARCUT 8622 **CGA**	Spring lever	95°	500mm	716.06900	003
STARCUT 8622 **NFE**	Spring lever	95°	500mm	716.06914	003
STARCUT 8622 **NFE G1**	Spring lever	95°	500mm	716.06909	003
STARCUT 8622 **DIN**	Spring lever	95°	800mm	716.06913	003
STARCUT 8622 **DIN**	Spring lever	95°	1000mm	716.06892	003
STARCUT 8622 **BSP**	Spring lever	95°	1000mm	716.06902	003
STARCUT 8622 **CGA**	Spring lever	95°	1000mm	716.06901	003
STARCUT 8622 **DIN**	Spring lever	135°	1000mm	716.06888	003
STARCUT 8622 **BSP**	Spring lever	135°	1000mm	716.06903	003
STARCUT 8622 **CGA**	Spring lever	135°	1000mm	716.06904	003
STARCUT 9622 **DIN**	Spring lever	180°	500mm	716.06912	003
STARCUT 9622 **BSP**	Spring lever	180°	500mm	716.06946	003
STARCUT 8222 **DIN**	Hand wheel	95°	500mm	716.06887	003
STARCUT 8222 **DIN**	Hand wheel	135°	1000mm	716.06889	003
STARCUT 8222 **DIN**	Hand wheel	135°	1500mm	716.06890	003
STARCUT 8222 **DIN**	Hand wheel	180°	1000mm	716.06891	003

For use with cutting nozzles: Gas mixing nozzles (except STARCUT 8622 NFE 716.06909)

CYLINDRICAL NOZZLES COMPATIBLE

MS-ALFA STARCUT

For hand-cutting,
Fuel gases Acetylene (Type A) or Propane/Methane/MAPP/Ethylene (Type PMYE)

Description	*Cutting O2-adjustment*	*Torch head*	*Length*	*Type A Art.-No.*	*Type PMYE Art.-No.*	*Kat.-No.*
STARCUT 4622 **DIN**	Spring lever	95°	500mm	716.07899	716.07898	003
STARCUT 4622 **BSP**	Spring lever	95°	500mm	716.07901	716.07900	003

For use with cylindrical nozzles of the MS-ALFA machine cutting torch

- VADURA 1217-A for fuel gas Acetylene
- GRICUT 1232-PMYE for fuel gases Propane/Methane/MAPP/Ethylene
- Additional possible uses for the nozzles after use on the flame cutting machine
- Optimized inventory management thanks to only one nozzle type for machine and hand cutting torches
- Quick-change nozzle system – no tools required!

SCRAP CUTTING STARCUT

RING-/SLOT NOZZLES S-STARCUT

For hand-cutting,
Fuel gases Propane/Methane/MAPP (Type PMY)

Description	Cutting O2-adjustment	Torch head	Length	Type PMYE Art.-No.	Kat.-No.
STARCUT 1622	Spring lever	135°	1000mm	716.07186	003

Robust construction and 4 additional tube holders for use with Ring-/Slot nozzles

GAS MIXING NOZZLES S-STARCUT

For hand-cutting,
Fuel gases Acetylene oder Propane/Methane/MAPP (Type A/PMY)

Description	Cutting O2-adjustment	Torch head	Length	Type A/PMY Art.-Nr.	Kat.-No.
STARCUT 8622	Spring lever	135°	1000mm	716.07187	003

Robust construction and 4 additional tube holders for use with Gas mixing nozzles

MS-ALFA S-STARCUT

For hand-cutting,
Fuel gases Acetylene (Type A) or Propane/Methane/MAPP/Ethylene (Type PMYE)

Description	Cutting O2-adjustment	Torch head	Length	Type A Art.-No.	Type PMYE Art.-No.	Kat.-No.
STARCUT 4622 **DIN**	Spring lever	135°	1200mm	716.07885	716.07880	003
STARCUT 4622 **BSP**	Spring lever	135°	1200mm	716.07896	716.07895	003

Robust construction and 4 additional pipe holders for use with cylindrical nozzles of the MS-ALFA machine cutting torch

- VADURA 1217-A for fuel gas Acetylene
- GRICUT 1232-PMYE for fuel gases Propane/Methane/MAPP/Ethylene
- Additional possible uses for the nozzles after use on the flame cutting machine
- Optimized inventory management thanks to only one nozzle type for machine and hand cutting torches
- Quick-change nozzle system – no tools required!

S.A.T. S-STARCUT

For hand-cutting, stops leakages
Fuel gases Acetylene (Type A) or Propane/Methane/MAPP/Ethylene (Type PMYE)

Description	Cutting O2-adjustment	Torch head	Length	Type A Art.-No.	Type PMYE Art.-No.	Kat.-No.
STARCUT 5622 **DIN**	Spring lever	95°	500mm	716.07956	716.07955	003
STARCUT 5622 **BSP**	Spring lever	95°	500mm	716.07958	716.07957	003

Robust construction and 4 additional pipe holders for use with ECO S.A.T. nozzles
Only to be used in combination with ECO S.A.T. nozzles and S.A.T. valve!

- Quick-change nozzle system – no tools required!
- Take your safety to a new level and prevent gas escaping from leaks with the STARCUT 5622 S.A.T. in combination with the S.A.T. valve and ECO S.A.T. nozzles. For more information, visit:

https://uk.messer-cutting.com/products/oxyfuel-technology/oxyfuel-technology/sat-system
Or check out the S.A.T.-Catalog:
https://uk.messer-cutting.com/media-center/catalogs

GOUGING NOZZLES COMPATIBLE

GOUGING RING-/SLOT NOZZLES STARCUT

For gouging, Cutting-O2 adjustment via spring lever,
Fuel gas Acetylene

Description	*Cutting O2-adjustment*	*Torch head*	*Length*	*Type A Art.-No.*	*Kat.-No.*
STARCUT 1622	Spring lever	95°	500mm	716.06880	003
STARCUT 3622	Spring lever	180°	500mm	716.06894	003

For use with cutting nozzles: Ring/Slot gouging nozzles

GOUGING BLOCK NOZZLES STARCUT

For gouging, Cutting-O2 adjustment via spring lever,
Fuel gases Acetylene (Type A) or Propane/Methane/MAPP/Ethylene (Type PMYE)

Description	*Cutting O2-adjustment*	*Torch head*	*Length*	*Type A Art.-No.*	*Type PMYE Art.-No.*	*Kat.-No.*
STARCUT 2622	Spring lever	95°	500mm	-	716.06910	003
STARCUT 2628	Spring lever	95°	500mm	716.06905	-	003
STARCUT 7628	Spring lever	180°	500mm	716.06906	-	003

For use with cutting nozzles: Block gouging nozzles

GOUGING GAS MIXING NOZZLES STARCUT

For gouging, Cutting-O2 adjustment via spring lever,
Fuel gases Acetylene oder Propane/Methane/MAPP (Type A/PMY)

Description	*Cutting O2-adjustment*	*Torch head*	*Length*	*Type A/PMYE Art.-No.*	*Kat.-No.*
STARCUT 8622	Spring lever	95°	500mm	716.06884	003
STARCUT 9622	Spring lever	180°	500mm	716.06912	003

For use with cutting nozzles: Gas mixing gouging nozzles

ESSEN

ESSEN – TIMELESS RELIABILITY

With its iconic design and because quality, durability, and simple handling are non-negotiable, the ESSEN hand-held cutting torch has proven itself on the market for decades and knows how to inspire its users.

The ESSEN models are available in different lengths, with spring levers or hand wheels for cutting oxygen regulation, straight or curved handles, and various head angles, making them perfect for hand flame cutting or gouging applications.

Connection standard		
Name	***Oxygen connection***	***Fuel gas connection***
DIN	G1/4”RH	G3/8”LH
BSP	G3/8”RH	G3/8”LH
CGA	9/16”NF RH	9/16”NF RH
NFE	M16x1,5 RH	M16x1,5 LH
AS	5/8 UNF RH	5/8 UNF RH

RING-/SLOT NOZZLES COMPATIBLE

RING-/SLOT NOZZLES ESSEN

For hand-cutting,
Fuel gases Acetylene (Type A) or Propane/Methane/MAPP/Ethylene (Type PMYE)



Description	*Cutting O2-adjustment*	*Torch head*	*Length*	*Type A Art.-No.*	*Type PMYE Art.-No.*	*Kat.-No.*
ESSEN 1625 **DIN**	Spring lever	95°	520mm	716.06601	716.06602	003
ESSEN 1625 **BSP**	Spring lever	95°	520mm	716.06830	716.06834	003
ESSEN 1625 **CGA**	Spring lever	95°	520mm	716.06831	716.06835	003
ESSEN 1625 **NFE**	Spring lever	95°	520mm	716.06832	716.06836	003
ESSEN 1625 **AS**	Spring lever	95°	520mm	716.06833	716.06837	003
ESSEN 1216 **DIN**	Hand wheel	95°	450mm	716.00712	716.00713	003
ESSEN 1225 **DIN**	Hand wheel	95°	520mm	716.07914	716.07915	003

For use with cutting nozzles: Ring-/Slot nozzles

BLOCK NOZZLES COMPATIBLE

BLOCK NOZZLES ESSEN

For hand-cutting,
Fuel gases Acetylene (Type A) or Propane/Methane/MAPP/Ethylene (Type PMYE)



Description	*Cutting O2-adjustment*	*Torch head*	*Length*	*Type A Art.-No.*	*Type PMYE Art.-No.*	*Kat.-No.*
ESSEN 2625 **DIN**	Spring lever	95°	520mm	716.06802	716.06803	003
ESSEN 2625 **BSP**	Spring lever	95°	520mm	716.06838	716.06842	003
ESSEN 2625 **CGA**	Spring lever	95°	520mm	716.06839	716.06843	003
ESSEN 2625 **NFE**	Spring lever	95°	520mm	716.06840	716.06844	003
ESSEN 2625 **AS**	Spring lever	95°	520mm	716.06841	716.06845	003
ESSEN 2225 **DIN**	Hand wheel	95°	520mm	716.07916	716.07917	003

For use with cutting nozzles: Block nozzles

GAS MIXING NOZZLES COMPATIBLE

GAS MIXING NOZZLES ESSEN

For hand-cutting,
Fuel gases Acetylene or Propane/Methane/MAPP/Ethylene (Type A/PMYE)

Description	*Cutting O2-adjustment*	*Torch head*	*Length*	*Type A-PMYE Art.-No.*	*Kat.-No.*
ESSEN 8625 **DIN**	Spring lever	95°	520mm	716.06600	003
ESSEN 8625 **BSP**	Spring lever	95°	520mm	716.06846	003
ESSEN 8625 **CGA**	Spring lever	95°	520mm	716.06847	003
ESSEN 8625 **NFE**	Spring lever	95°	520mm	716.06848	003
ESSEN 8625 **AS**	Spring lever	95°	520mm	716.06849	003
ESSEN 8625 **DIN**	Spring lever	95°	800mm	716.06800	003
ESSEN 9625 **DIN**	Spring lever	180°	520mm	716.06638	003
ESSEN 9625 **BSP**	Spring lever	180°	520mm	716.06850	003
ESSEN 9625 **CGA**	Spring lever	180°	520mm	716.06851	003
ESSEN 9625 **NFE**	Spring lever	180°	520mm	716.06852	003
ESSEN 9625 **AS**	Spring lever	180°	520mm	716.06853	003
ESSEN 9625 **DIN**	Spring lever	180°	800mm	716.06801	003
ESSEN 8216 **DIN**	Hand wheel	95	450mm	716.00709	003

For use with cutting nozzles: Gas mixing nozzles

CYLINDRICAL NOZZELS COMPATIBLE

MS-932 ESSEN

For hand-cutting,
Fuel gases Acetylene (Type A) or Propane/Methane/MAPP/Ethylene (Type PMYE)

Description	*Cutting O2-adjustment*	*Torch head*	*Length*	*Type A Art.-No.*	*Type PMYE Art.-No.*	*Kat.-No.*
ESSEN 5625 **DIN**	Spring lever	95°	520mm	716.07432	716.07433	003
ESSEN 5625 **BSP**	Spring lever	95°	520mm	716.07960	716.07961	003

For use with cylindrical nozzles of the MS-932 machine cutting torch

- VADURA 9215-A for fuel gas Acetylene
- GRICUT 9230-PMYE for fuel gas Propane/Methane/MAPP/Ethylene
- Additional possible uses for the nozzles after use on the flame cutting machine
- Optimized inventory management thanks to only one nozzle type for machine and hand cutting torches
- Quick-change nozzle system – no tools required!

MS-ALFA ESSEN

For hand-cutting,
Fuel gases Acetylene (Type A) or Propane/Methane/MAPP/Ethylene (Type PMYE)

Description	*Cutting O2-adjustment*	*Torch head*	*Length*	*Type A Art.-No.*	*Type PMYE Art.-No.*	*Kat.-No.*
ESSEN 4625 **DIN**	Spring lever	95°	520mm	716.07755	716.07756	003
ESSEN 4625 **BSP**	Spring lever	95°	520mm	716.07779	716.07780	003

For use with cylindrical nozzles of the MS-ALFA machine cutting torch

- VADURA 1217-A for fuel gas Acetylene
- GRICUT 1232-PMYE for fuel gas Propane/Methane/MAPP/Ethylene
- Additional possible uses for the nozzles after use on the flame cutting machine
- Optimized inventory management thanks to only one nozzle type for machine and hand cutting torches
- Quick-change nozzle system – no tools required!

PROFICUT

PROFICUT H

PROFICUT HB

PROFICUT L

PROFICUT – GETS THE JOB DONE

The new range of PROFICUT hand cutting torches for nozzle-mix (3-seat) nozzles continues the tradition of Messer torches with the quality and reliability which is synonymous with Messer. PROFICUT is a proven design incorporating the latest technical features necessary to meet the ever-changing applications and requirements of the hand cutting market. Its ergonomic and modern functional design permits steady, effortless control by hand and its balanced weight enables the operator positive and comfortable working conditions for a continuous operation.

- Manufactured under quality management system of ISO 9001 and 100% tested before dispatch
- 90° solid forged torch head withstands toughest working conditions
- In-plane parallel arranged stainless steel tubes and rugged design ensure maximum strength
- Suitable for use with all types of fuel gases simply by changing the nozzles.

The PROFICUT is available in a heavy duty version – H and HB – and standard version – L. The main differences are:

	PROFICUT H and HB	PROFICUT L
Cutting range:	up to 300mm / 14 inches	up to 200mm / 8 inches
Length:	510mm / 20 inches	460mm / 18 inches
Weight:	1050g / 2.3lbs	900g / 2lbs
	H = Lever top HB = Lever bottom	

GAS MIXING NOZZLES COMPATIBLE

GAS MIXING NOZZLES PROFICUT H

For hand cutting (up to 300mm) and gouging, with spring lever top,
For fuel gases Acetylene or Propane/Methane/MAPP/Ethylene (Type A/PMYE)

Model	*Nozzle seat*	*Length*	*Connection standard **	*Art.-No. Type A/PMYE*	*Kat.-No.*
PROFICUT H E	30°	510mm / 20 inches	DIN	716.06004	050
PROFICUT H B	30°	510mm / 20 inches	BSP	716.06005	050
PROFICUT H U	30°	510mm / 20 inches	CGA	716.06006	050
PROFICUT H F	30°	510mm / 20 inches	NFE	716.06007	050
PROFICUT H FG	G1	510mm / 20 inches	NFE	716.06008	050
PROFICUT H AS	30°	510mm / 20 inches	AS	716.06135	050

For use with cutting nozzles: Gas mixing nozzles (except PROFICUT H FG 716.06008)

GAS MIXING NOZZLES PROFICUT HB

For hand cutting (up to 300mm) and gouging, with spring lever bottom,
For fuel gases Acetylene or Propane/Methane/MAPP/Ethylene (Type A/PMYE)

Model	*Nozzle seat*	*Length*	*Connection standard **	*Art.-No. Type A/PMYE*	*Kat.-No.*
PROFICUT HB E	30°	510mm / 20 inches	DIN	716.07124	050
PROFICUT HB B	30°	510mm / 20 inches	BSP	716.07125	050
PROFICUT HB U	30°	510mm / 20 inches	CGA	716.07126	050
PROFICUT HB F	30°	510mm / 20 inches	NFE	716.07127	050
PROFICUT HB FG	G1	510mm / 20 inches	NFE	716.07128	050
PROFICUT HB AS	30°	510mm / 20 inches	AS	716.07129	050

For use with cutting nozzles: Gas mixing nozzles (except PROFICUT HB FG 716.07127)

GAS MIXING NOZZLES PROFICUT L

For hand cutting (up to 200mm) and gouging, with spring lever top,
For fuel gases Acetylene or Propane/Methane/MAPP/Ethylene (Type A/PMYE)

Model	*Nozzle seat*	*Length*	*Connection standard **	*Art.-No. Type A/PMYE*	*Kat.-No.*
PROFICUT L E	30°	460mm / 18 inches	DIN	716.06126	050
PROFICUT L B	30°	460mm / 18 inches	BSP	716.06000	050
PROFICUT L U	30°	460mm / 18 inches	CGA	716.06001	050
PROFICUT L F	30°	460mm / 18 inches	NFE	716.06002	050
PROFICUT L FG	G1	460mm / 18 inches	NFE	716.06003	050
PROFICUT L AS	30°	460mm / 18 inches	AS	716.06133	050

For use with cutting nozzles: Gas mixing nozzles (except PROFICUT L FG 716.06003)

***Connection standard**

Name	***Oxygen connection***	***Fuel gas connection***
DIN	G1/4”RH	G3/8”LH
BSP	G3/8”RH	G3/8”LH
CGA	9/16”NF RH	9/16”NF RH
NFE	M16x1,5 RH	M16x1,5 LH
AS	5/8 UNF RH	5/8 UNF RH

MESSER Cutting Systems

HAND CUTTING NOZZLES

Cutting nozzles for **fuel gas acetylene** Torch	Ring-/Slot nozzles	Block nozzles			Gas mixing nozzles		
	A-RS	A-BF / A-BK	A-B	NK-Block-A	ANME	VADURA 8317 A-GN	NK-8310-A
MINITHERM							
2207-A		●					
STARLET							
1211 / 1711-A	●						
2711-A		●		●			
8702-A/PMYE					●	●	●
8711-A/PMYE					●	●	●
STAR							
1230 / 1730-A	●						
2230 / 2730-A			●	●			
8730 / 9230-A/PMYE					●	●	●
STARCUT							
1222 / 1622 / 3622-A	●						
2222 / 2622-A			●	●			
8222 / 9222-A/PMYE					●	●	●
8622 / 9622-A/PMYE					●	●	●
ESSEN							
1216 / 1225 / 1625-A	●						
2225 / 2625-A			●	●			
8216 / 8625-A/PMYE					●	●	●

Cutting nozzles for **fuel gases Propane / Methane / MAPP / Ethylene** Torch	Ring-/Slot nozzles		Block nozzles		Gas mixing nozzles		
	PL-RC	L-PN	PB-K	GRICUT 2280	PNME	GRICUT 8281	SCRAPPER
MINITHERM							
2207-PMY			●				
STARLET							
1211 / 1711-PMY	●	●					
8702-A/PMYE					●	●	●
8711-A/PMYE					●	●	●
STAR							
1230 / 1730-PMY	●	●					
1730-E	●						
8730 / 9230-A/PMYE					●	●	●
STARCUT							
1222 / 1622 PMYE	●	●					
2222 / 2622-PMYE				●			
8222 / 9222-A/PMYE					●	●	●
8622 / 9622-A/PMYE					●	●	●
ESSEN							
1216 / 1225 / 1625-PMY	●	●					
8216 / 8625-A/PMYE					●	●	●

RING-/SLOT NOZZLES

Heating nozzle

Cutting nozzle

Ring/slot nozzles always consist of two parts, regardless of the type of gas. These are referred to as the cutting nozzle and the heating nozzle, which is mounted above the cutting nozzle. The cutting oxygen for the flame cutting process is transported inside the cutting nozzle. Meanwhile, the heating nozzle ensures that the fuel gas/heating oxygen mixture is guided to the outside of the cutting nozzle and through its slots. Both the heating nozzle and the cutting nozzle must be mounted in the appropriate torch heads using tools.

The following models of hand torches and cutting inserts are compatible with ring/slot nozzles:

Ring/Slot nozzles for Acetylene		Ring-/Slot nozzles for Propane/Methane/MAPP/Ethylene		
Torch	**A-RS**	**Torch**	**PL-RC**	**L-PN**
STARLET		**STARLET**		
1211-A	●	1211-PMY	●	●
1711-A	●	1711-PMY	●	●
STAR		**STAR**		
1230-A	●	1230-PMY	●	●
1730-A	●	1730-PMY	●	●
		1730-E	●	
STARCUT		**STARCUT**		
1222-A	●	1222-PMYE	●	●
1622-A	●	1622-PMY	●	●
3622-A	●			
ESSEN		**ESSEN**		
1216-A	●	1216-PMY	●	●
1225-A	●	1225-PMY	●	●
1625-A	●	1625-PMY	●	●

A-RS RING-/SLOT NOZZLES

For fuel gas Acetylene

Description	Cutting range	Fitting heating nozzle	Art.-No.	Kat.-No.
A-RS	2-8mm	666.17115	666.17101	007
A-RS	3-10mm	666.17115	666.17102	007
A-RS	10-25mm	666.17115	666.17103	007
A-RS	25-40mm	666.17115	666.17104	007
A-RS	40-60mm	666.17115	666.17105	007
A-RS	60-100mm	666.17115	666.17106	007
A-RS	100-200mm	666.17116	666.17107	007
A-RS	200-300mm	666.17116	666.17108	007
Heating nozzle	2-100mm	-	666.17115	007
Heating nozzle	100-300mm	-	666.17116	007

PL-RC RING-/SLOT NOZZLES

For fuel gases Propane/Methane/MAPP/Ethylene

Description	Cutting range	Fitting heating nozzle	Art.-No.	Kat.-No.
PL-RC	3-10mm	666.17235	666.17226	007
PL-RC	10-25mm	666.17235	666.17227	007
PL-RC	25-40mm	666.17235	666.17228	007
PL-RC	40-60mm	666.17235	666.17229	007
PL-RC	60-100mm	666.17235	666.17230	007
PL-RC	100-200mm	666.17236	666.17231	007
PL-RC	200-300mm	666.17236	666.17232	007
Heating nozzle	3-100mm	-	666.17235	007
Heating nozzle	100-300mm	-	666.17236	007

LP-N RING-/SLOT NOZZLES

For fuel gases Propane/Methane/MAPP/Ethylene
For use with low fuel gas pressure

Description	Cutting range	Fitting heating nozzle	Art.-No.	Kat.-No.
LP-N	3-10mm	666.17215	666.17202	007
LP-N	10-25mm	666.17215	666.17203	007
LP-N	25-40mm	666.17215	666.17204	007
LP-N	40-60mm	666.17215	666.17205	007
LP-N	60-100mm	666.17215	666.17206	007
LP-N	100-200mm	666.17216	666.17207	007
LP-N	200-300mm	666.17216	666.17208	007
Heating nozzle	3-100mm	-	666.17215	007
Heating nozzle	100-300mm	-	666.17216	007

BLOCK NOZZLES

Acetylene version

Propane version

Block nozzles in their acetylene version are one-piece, while the propane/methane/MAPP variants are two-piece. The operating principle is very similar to that of ring/slot nozzles. The cutting oxygen enters the center channel of the block nozzles through the nozzle seat. In the acetylene version, the fuel gas/heating oxygen mixture is transported through channels inside the nozzle body. In the propane version, the fuel gas/heating oxygen mixture is fed through the heating cap on the cutting nozzle and through its slots, as is the case with ring/slot nozzles. Both the acetylene version and the propane version are simply inserted into the torch head and then secured with a pressure screw, which must be tightened with a tool.

The following models of hand torches and cutting inserts are compatible with block nozzles:

Block nozzles for Acetylene				Block nozzles for Propane/Methane/MAPP		
Torch	A-BF A-BK	AB	NK-Block A	Torch	PB-K	GRICUT 2280
MINITHERM				**MINITHERM**		
2207-A	●			2207-PMY	●	
STARLET				**STARLET**		
2711-A	●		●			
STAR				**STAR**		
2230-A		●	●			
2730-A		●	●			
STARCUT				**STARCUT**		
2222-A		●	●	2222-PMYE		●
2622-A		●	●	2622-PMYE		●
ESSEN				**ESSEN**		
2225-A		●	●	2225-PMYE		●
2625-A		●	●	2625-PMYE		●

HAND CUTTING NOZZLES

MESSER Cutting Systems

A-BF / A-BK BLOCK NOZZLES

For Acetylene
For use with MINITHERM 2207-A / STARLET 2711-A

Description	Cutting range	Art.-No.	Kat.-No.
A-BF	0,5-3mm	716.00291	024
A-BK	3-10mm	716.00503	024
A-BK	10-25mm	716.00504	024

A-B BLOCK NOZZLES

For Acetylene

Description	Cutting range	Art.-No.	Kat.-No.
A-B	3-10mm	540.01312	007
A-B	10-25mm	540.01322	007
A-B	25-40mm	540.01300	007
A-B	40-60mm	540.01332	007
A-B	60-100mm	540.01342	007
A-B	100-200mm	540.01352	007
A-B	200-300mm	540.01362	007

NK-BLOCK BLOCK NOZZLES

For Acetylene (Type A) or Propane/Methane/MAPP (Type PMY)
Special nozzle for cutting of rivet heads, screws and bars

Description	Cutting range	Type A Art.-No.	Type PMY Art.-No.	Kat.-No.
NK-Block (3-Hole)	10-25mm	540.04001*	-	007
NK-Block (5-Hole)	10-25mm	716.11219	716.11218	007
NK-Block (5-Hole)	25-40mm	716.11635	716.11242	007
NK-Block (5-Hole)	40-60mm	716.11637	716.11244	007
NK-Block (5-Hole)	60-100mm	716.11632	716.11590	007

*On request

PB-K BLOCK NOZZLES

For fuel gases Propane/Methane/MAPP

Description	Cutting range	Fitting heating cap	Art.-No.	Kat.-No.
PB-K	3-10mm	716.16743	716.16741	007
PB-K	10-25mm	716.16743	716.16742	007
Heating cap PB-K	3-25mm	-	716.16743	007

GRICUT 2280 BLOCK NOZZLES

For fuel gases Propane/Methane/MAPP

Description	Cutting range	Fitting heating cap	Art.-No.	Kat.-No.
GRICUT 2280	3-7mm	716.15909	716.15911	007
GRICUT 2280	7-15mm	716.15909	716.15912	007
GRICUT 2280	15-25mm	716.15909	716.15913	007
GRICUT 2280	25-40mm	716.15909	716.15914	007
GRICUT 2280	40-60mm	716.15909	716.15915	007
GRICUT 2280	60-100mm	716.15909	716.15916	007
GRICUT 2280	100-200mm	716.15917	716.15934	007
GRICUT 2280	200-250mm	716.15917	716.15935	007
GRICUT 2280	250-300mm	716.15917	716.15936	007
Heating cap	3-100mm	-	716.15909	007
Heating cap	100-300mm	-	716.15917	007

GAS MIXING NOZZLES

Acetylene Version

Propane Version

In gas-mixing nozzles, the acetylene variants are single-piece and the propane variants are two-piece – as is the case with block nozzles, for example. The special feature of gas-mixing nozzles is that the mixture of fuel gas and heating oxygen passes through the nozzle and is not mixed in advance in the torch head or torch body. This means that you can use one and the same torch for gas-mixing nozzles with different types of gas and only need to use nozzles that are suitable for the type of gas. Both the acetylene and propane variants are simply inserted into the torch head and then secured with a pressure screw, which must be tightened using a tool.

The following models of handheld cutting torches and cutting inserts are compatible with gas mixing nozzles:

Gas mixing nozzles for Acetylene				Gas mixing nozzles for Propane/Methane/Mapp/Ethylene		
Torch	ANME	VADURA 8317 A-GN	NK-8310	PNME	GRICUT 8281	SCRAPPER
STARLET						
8702-A/PMYE	●	●	●	●	●	●
8711 A/PMYE	●	●	●	●	●	●
STAR						
8730-A/PMYE	●	●	●	●	●	●
9230-A/PMYE	●	●	●	●	●	●
STARCUT						
8222-A/PMYE	●	●	●	●	●	●
8622-A/PMYE	●	●	●	●	●	●
9222-A/PMYE	●	●	●	●	●	●
9622-A/PMYE	●	●	●	●	●	●
ESSEN						
8216-A/PMY	●	●	●	●	●	●
8625-A/PMY	●	●	●	●	●	●

ANME
GAS MIXING NOZZLES

For Acetylene

Description	Cutting range	Art.-No.	Kat.-No.
ANME	3-6mm	716.16122	007
ANME	6-20mm	716.16123	007
ANME	20-75mm	716.16124	007
ANME	75-125mm	716.16125	007
ANME	125-175mm	716.16126	007
ANME	175-225mm	716.16128	007
ANME	225-300mm	716.16127	007

VADURA 8317 A-GN
GAS MIXING NOZZLES

For Acetylene

Description	Cutting range	Art.-No.	Kat.-No.
VADURA 8317 A-GN	0,5-3mm	540.07490	007
VADURA 8317 A-GN	3-10mm	716.16001	007
VADURA 8317 A-GN	10-25mm	716.16002	007
VADURA 8317 A-GN	25-40mm	716.16003	007
VADURA 8317 A-GN	40-60mm	716.16004	007
VADURA 8317 A-GN	60-100mm	716.16005	007
VADURA 8317 A-GN	100-200mm	716.16006	007
VADURA 8317 A-GN	200-300mm	716.16007	007
VADURA 8317 A-GN	300-500mm	716.16010*	007

*Only to be used with the Scrap cutting-STARCUT Type S-STARCUT 8622

NK 8310
GAS MIXING NOZZLES

For Acetylene
Special nozzle for cutting of rivet heads, screws and bars

Description	Cutting range	Art.-No.	Kat.-No.
NK 8310	Bis 40mm	716.16102	007

PNME
GAS MIXING NOZZLES

For Propane/Methane/MAPP/Ethylene
Heating cap included in delivery

Description	Cutting range	Art.-No.	Kat.-No.
PNME	3-6mm	716.16140	007
PNME	6-20mm	716.16141	007
PNME	20-75mm	716.16142	007
PNME	75-125mm	716.16143	007
PNME	125-175mm	716.16144	007
PNME	175-225mm	716.16145	007
PNME	225-300mm	716.16146	007

!Heating cap included in delivery!

GRICUT 8281-PMY GAS MIXING NOZZLES

For Propane/Methane/MAPP

Description	Cutting range	Fitting heating cap	Art.-No.	Kat.-No.
GRICUT 8281	3-10mm	716.15988 716.15978	716.16638	007
GRICUT 8281	10-25mm	716.15988 716.15978	716.16639	007
GRICUT 8281	25-40mm	716.15988 716.15978	716.16640	007
GRICUT 8281	40-60mm	716.15988 716.15978	716.16641	007
GRICUT 8281	60-100mm	716.15988 716.15978	716.16642	007
GRICUT 8281	100-200mm	716.15989 716.15979	716.16643	007
GRICUT 8281	200-300mm	716.15989 716.15979	716.16644	007
Heating cap for Propan and Methan	3-100mm	-	716.15988	007
Heating cap for Propan and Methan	100-300mm	-	716.15989	007
Heating cap for MAPP	3-100mm	-	716.15978	
Heating cap for MAPP	100-300mm	-	716.15979	

GRICUT 8281-PM GAS MIXING NOZZLES

For Propane/Methane
Special nozzle for cuts up to 500mm

Description	Cutting range	Fitting heating cap	Art.-No.	Kat.-No.
GRICUT 8281	200-500mm*	546.12340	716.16610	006
Heating nozzle	200-500mm*	-	546.12340	006

*Only to be used with Scrap cutting-STARCUT Typ S-STARCUT 8622

SCRAPPER-PM GAS MIXING NOZZLES

For Propane/Methane
Robust and durable nozzle for use in scrap cutting

Description	Cutting range	Art.-No.	Kat.-No.
Scrapper PM 100	0-100mm	716.16982	007
Scrapper PM 200	100-200mm	716.16983	007
Scrapper PM 300	200-300mm	716.16984	007

! Heating cap included in delivery!

GOUGING NOZZLES

Gouging nozzles for Acetylene				Gouging nozzles for Propane/Methane		
Torch	FD-A	Block-A	AGNM	Torch	FD-PM	Block-PM
STARCUT				**STARCUT**		
1622-A	●			1622-PMYE	●	
2628-A		●		2622-PMYE		●
3622-A	●					
7628-A		●				
8622-A/PMYE			●			
9622-A/PMYE			●			
ESSEN				**ESSEN**		
8625-A/PMYE			●			
9625-A/PMYE			●			

RING-/SLOT NOZZLES

FD-A GOUGING RING-/SLOT NOZZLES

For Acetylene
Nozzles for gouging

Description	*Size*	*Joint width / depth*	*Fitting heating nozzle*	*Art.-Nr.*	*Kat.-Nr.*
FD-A 0	0	4-6/2-4mm	666.17731	666.17721	007
FD-A 1	1	6-8 / 3-5mm	666.17731	666.17722	007
FD-A 2	2	8-11 / 4-7mm	666.17732	666.17723	007
FD-A 3	3	11-15 / 5-8mm	666.17732	666.17724	007
Heizdüse 0/1	0/1		-	666.17731	007
Heizdüse 2/3	2/3		-	666.17732	007

FD-PM GOUGING RING-/SLOT NOZZLES

For Propane/Methane
Nozzles for gouging

Description	*Size*	*Joint width / depth*	*Fitting heating nozzle*	*Art.-Nr.*	*Kat.-Nr.*
FD-PM 3	3	11-15 / 5-8mm	666.17732	666.17729	007
Heizdüse 2/3	2/3		-	666.17732	007

BLOCK NOZZLES

BLOCK-A GOUGING BLOCK NOZZLES

For Acetylene
Nozzles for gouging

Description	Size	Version	Joint width / depth	Art.-No.	Kat.-No.
Block-A 1	1	straight	7-8/6mm	702.05102	007
Block-A 2	2	straight	9-10/8mm	702.05202	007
Block-A 3	3	straight	11-12/10mm	702.05302	007
Block-A 1	1	curved	7-8/6mm	702.05602	007
Block-A 2	2	curved	9-10/8mm	702.05702	007
Block-A 3	3	curved	11-12/10mm	702.05802	007

BLOCK-PM GOUGING BLOCK NOZZLES

For Propane/Methane
Nozzles for gouging

Description	Size	Version	Joint width / depth	Art.-No.	Kat.-No.
Block-PM 1	1	curved	7-8/6mm	702.06202	007
Block-PM 2	2	curved	9-10/8mm	702.06302	007
Block-PM 3	3	curved	11-12/10mm	702.06402	007

C62 POWDER CLEANING BLOCK NOZZLES

For Acetylene
Special nozzle to clean the work piece – Creates no joint!

Description	Size	Version	Joint width / depth	Art.-No.	Kat.-No.
C62-A	25	straight	-	703.02300	007
C62-A	25	curved	-	703.01301	007

GAS MIXING NOZZLES

AGNM
GOUGING
GAS MIXING NOZZLES

For Acetylene
Nozzle for gouging

Description	*Size*	*Version*	*Joint width / depth*	*Art.-No.*	*Kat.-No.*
AGNM-S	1	straight	7-8/6mm	716.16230	007
AGNM-S	2	straight	9-10/8mm	716.16231	007
AGNM-S	3	straight	11-12/10mm	716.16232	007
AGNM-C	1	curved	7-8/6mm	716.16233	007
AGNM-C	2	curved	9-10/8mm	716.16234	007
AGNM-C	3	curved	11-12/10mm	716.16235	007

MACHINE CUTTING TORCHES



Oxyfuel machine cutting torches are reliable, proven tools for the economical and precise cutting of steel materials. Thanks to their combination of simple technology, robust construction, and high cutting performance, they remain an indispensable component of modern thermal systems. As the name suggests, machine cutting torches are automatically guided, unlike hand-held cutting torches. This enables consistent cutting speeds, high precision, and reproducible results.

The advantages of machine cutting torches lie primarily in their ability to cut particularly thick materials with high cutting quality. In addition, the investment costs are significantly lower compared to plasma or laser cutting. Due to its high cost-effectiveness for series cutting or large workpieces, autogenous technology will continue to be used for a long time to come.

Like hand torches, machine torches are available for different types of nozzles, such as ring/slot nozzles, cylindrical nozzles, and gas mixing nozzles. In addition to machine torches with manual ignition, we also offer machine torches with automatic ignition.

RING-/SLOT NOZZLES COMPATIBLE

MS 832

Three hose machine cutting torch for Ring-/Slot nozzles
Fuel gases Acetylene (Type A) or Propane/Methane/MAPP/Ethylene (Type PMYE)

Description	*Shaft length*	*Shaft-Ø*	*Cutting range*	*Type A Art.-No.*	*Type PMYE Art.-No.*	*Kat.-No.*
MS 832 110	110mm	32mm	Up to 300mm	716.11147	716.11148	005
MS 832 160	160mm	32mm	Up to 300mm	716.11149	716.11150	005
MS 832 250	250mm	32mm	Up to 300mm	716.11127	716.11142	005
MS 830 320	320mm	30mm	Up to 300mm	716.11188	716.11192	005
MS 832 320	320mm	32mm	Up to 300mm	-	716.11543	005
MS 835 320	320mm	35mm	Up to 300mm	-	716.11193	005

For use with cutting nozzles: Ring-/Slot nozzles

MSZ 832

Three hose machine cutting torch for Ring-/Slot nozzles, with toothed rack,
Fuel gases Acetylene (Type A) or Propane/Methane/MAPP/Ethylene (Type PMYE)

Description	*Shaft length*	*Shaft-Ø*	*Cutting range*	*Type A Art.-No.*	*Type PMYE Art.-No.*	*Kat.-No.*
MSZ 832 110	110mm	32mm	Up to 300mm	716.51787	716.51788	005
MSZ 832 320	320mm	32mm	Up to 300mm	716.11170	716.11171	005

! Only the MSZ 832 with shaft length 110mm is compatible with the portable flame cutting machine PORTACUT !
For use with cutting nozzles: Ring-/Slot nozzles

MS QUICKY

Two hose machine cutting torch for portable flame cutting machine QUICKY with Ring-/Slot nozzles,
Fuel gases Acetylene (Type A) or Propane/Methane/MAPP/Ethylene (Type PMYE)

Description	*Clamping-Ø*	*Cutting range*	*Type A Art.-No.*	*Type PMYE Art.-No.*	*Kat.-No.*
MS QUICKY	27mm	Up to 300mm	716.11607	716.11606	005

For use with the portable flame cutting machine QUICKY
For use with cutting nozzles: Ring-/Slot nozzles

CYLINDRICAL NOZZLES COMPATIBLE

MS 932

Three hose machine cutting torch for cylindrical nozzles
Fuel gases Acetylene (Type A) or Propane/Methane/MAPP/Ethylene (Type PMYE)

Description	*Shaft length*	*Shaft-Ø*	*Cutting range*	*Type A Art.-No.*	*Type PMYE Art.-No.*	*Kat.-No.*
MS 932 110	110mm	32mm	Up to 300mm	716.11412	716.11413	005
MS 932 160	160mm	32mm	Up to 300mm	716.11414	716.11415	005
MS 932 250	250mm	32mm	Up to 300mm	716.11315	716.11317	005

For use with cutting nozzles: Cylindrical nozzles

MSZ 932

Three hose machine cutting torch for cylindrical nozzles, with toothed rack,
Fuel gases Acetylene (Type A) or Propane/Methane/MAPP/Ethylene (Type PMYE)

Description	*Shaft length*	*Shaft-Ø*	*Cutting range*	*Type A Art.-No.*	*Type PMYE Art.-No.*	*Kat.-No.*
MSZ 932 110	110mm	32mm	Up to 300mm	716.55538	716.55539	005
MS Z932 320	320mm	32mm	Up to 300mm	716.11410	716.11411	005

! Only the MSZ 932 with shaft length 110mm is compatible with the portable flame cutting machine PORTACUT !
For use with cutting nozzles: Cylindrical nozzles

MS 945i

Four hose machine cutting torch with electric internal ignition for cylindrical nozzles,
Fuel gases Acetylene (Type A) or Hydrogen (Type H) or Propane/Methane/MAPP/Ethylene (Type PMYE)

Description	*Shaft length*	*Shaft-Ø*	*Cutting range*	*Art.-No.*	*Kat.-No.*
MS 945i-A	220mm	45mm	Up to 300mm	716.11668	005
MS 945i-PMYE	220mm	45mm	Up to 300mm	716.11670	005
MS 945i-H	220mm	45mm	Up to 300mm	716.11669	005

For use with cutting nozzles: Cylindrical nozzles

Dosing unit

	Art.-No.	*Kat.-No.*
For MS 945i / 60Hz	716.11489	005

GAS MIXING NOZZLES COMPATIBLE

MSID

Three hose machine cutting torch for gas mixing nozzles
Fuel gases Acetylene or Propane/Methane/MAPP/Ethylene

Description	Shaft length	Shaft-Ø	Cutting range	Art.-No.	Kat.-No.
MSID 110 A/PMYE	110mm	32mm	Up to 300mm	554.90230	005
MSID 160 A/PMYE	160mm	32mm	Up to 300mm	554.90210	005
MSID 180 A/PMYE	180mm	32mm	Up to 300mm	716.11533	005
MSID 250 A/PMYE	250mm	32mm	Up to 300mm	716.11536	005
MSID 450 A/PMYE	450mm	32mm	Up to 300mm	716.11537	005

For use with cutting nozzles: Gas mixing nozzles

MSIDZ

Three hose machine cutting torch for gas mixing nozzles, with toothed rack,
Fuel gases Acetylene or Propane/Methane/MAPP/Ethylene

Description	Shaft length	Shaft-Ø	Cutting range	Art.-No.	Kat.-No.
MSIDZ 110 A/PMYE	110mm	32mm	Up to 300mm	716.51789	005
MSIDZ 160 A/PMYE	160mm	32mm	Up to 300mm	554.90220	005

! Only the MSIDZ with shaft length 110mm is compatible with the portable flame cutting machine PORTACUT !
For use with cutting nozzles: Gas mixing nozzles

MS QUICKY

Two hose machine cutting torch for portable flame cutting machine QUICKY with gas mixing nozzles,
Fuel gases Acetylene (Type A) or Propane/Methane/MAPP/Ethylene (Type PMYE)

Description	Clamping-Ø	Cutting range	Type A Art.-No.	Type PMYE Art.-No.	Kat.-No.
MS QUICKY A/PMYE	27mm	Up to 300mm	716.11609	716.11609	005

For use with the portable flame cutting machine QUICKY
For use with cutting nozzles: Gas mixing nozzles

MSD

Three hose heavy duty machine cutting torch for gas mixing nozzles,
Fuel gases Acetylene oder Propane/Methane/MAPP

Description	Shaft length	Shaft-Ø	Cutting range	Art.-No.	Kat.-No.
MSD 250 A/PMY	250mm	32mm	When using Acetylene 500mm When using PMY 600mm	716.01365	005

For use with cutting nozzles: Gas mixing nozzles

MSID 100K

Three hose machine cutting torch for gas mixing nozzles,
Fuel gases Acetylene or Propane/Methane/MAPP

Description	Shaft length	Shaft-Ø	Cutting range	Art.-No.	Kat.-No.
MSID 100K A/PMY	100mm	32mm	Up to 300mm	716.51356	005

For use with cutting nozzles: Gas mixing nozzles

OUTER MIXING NOZZLES COMPATIBLE

MSAP 6321 Three hose heavy duty machine cutting torch for outer mixing nozzles, Fuel gases Propane/Methane/MAPP

Description	Shaft length	Shaft-Ø	Cutting range	Art.-No.	Kat.-No.
MSAP 6321-PMY	180mm	32mm	Up to 600mm	716.11541	005
MSAP 6321-PMY	510mm	32mm	Up to 600mm	716.11535	005
MSAP 6321-PMY	1000mm	32mm	Up to 600mm	716.11604	005

For use with cutting nozzles: Outer mixing nozzles

ACCESSORIES MACHINE CUTTING TORCHES

STRIP CUTTING ATTACHMENT Strip cutting attachment for machine cutting torches MS 832 / MS 932 Fuel gases Acetylene or Propane/Methane/MAPP/Ethylene

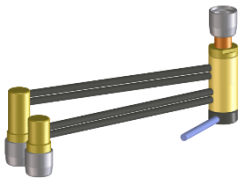

Description	For torch	Fitting nozzle type	Working radius	Cutting range	Art.-No.	Kat.-No.
Strip cutting attachment MS 832	MS 832	Ring-/Slot nozzles	30-400mm	3-60mm	716.51155	005
Strip cutting attachment MS 932	MS 932	Cylindrical nozzles	30-450mm	3-60mm	716.11600	005

Using the strip cutting attachment MS 932 with acetylene, only with special machine cutting torch MS 932/250-A TWIN (716.11630)

SWIVELING TORCH HEAD Swiveling torch head for machine cutting torches MS 832 / MS 932 Fuel gases Acetylene or Propane/Methane/MAPP/Ethylene

Description	For torch	Passender Düsentyp	Swivel range	Cutting range	Art.-No.	Kat.-No.
Swiveling torch head MS 832	MS 832	Ring-/Slot nozzles	±90°	3-300mm	716.51295	005
Swiveling torch head MS 832 + preheating	MS832	Ring-/Slot nozzles	±90°	3-300mm	716.52032	005
Swiveling torch head MS 932	MS 932	Cylindrical nozzles	±90°	3-300mm	716.11425	005

AIR COOLING ATTACHMENT Air cooling attachment for machine cutting torches of the series MS, Additional device for cutting thin sheets with compressed air

Description	Art.-No.	Kat.-No.
Air cooling attachment	716.51251	005
Compressed air-shut off valve G1/4“RH	718.00668	005

TOOLS

Tools for reworking the nozzle seat on the torch head

Description	*For torches*	*For nozzle type*	*Art.-No.*	*Kat.-No.*
Rework tool WSF 7521	MS / MSZ 832	Ring-/Slot nozzles	0.939.005	000
Rework tool WSF 7019	MSID / MSAP / MSD	Gas mixing nozzles	0.912.001	000

ADJUSTMENT VALVES

Accessories for machine cutting torches

Description	*Connections*	*Art.-No.*	*Kat.-No.*
Heating oxygen	G1/4“RH, DN6	718.00500	005
Cutting oxygen (only for cuts up to 100mm)	G3/8“RH, DN9	718.00501	005
Cutting oxygen (only for cuts up to 100mm)	G1/2“RH, DN8	718.04290	005
Cutting oxygen (only for cuts up to 100mm)	G1/2“RH, DN11	718.03691	005
Fuel gas	G3/8“LH, DN9	718.00502	005
Fuel gas	G1/2“LH, DN8	718.00855	005

BALL VALVE

Optional for machine cutting torches of the series MS / MSID / MSAP / MSD
For cutting oxygen supply for cuts bigger then 100mm

Description	*Connections*	*Art.-No.*	*Kat.-No.*
Ball valve	G3/8“RH, DN10, O2	722.44775	100103
Safety device GRV91 UA	G1/2“RH (M) – G3/8“RH (F), O2	770.05116	043

T-PIECE FOR TESTING GAUGES

For machine cutting torches of the series MS / MSID / MSAP / MSD

Description	*Torch inlet connection*	*Art.-No.*	*Kat.-No.*
T-Piece heating O2	G1/4“RH	718.25530	004
T-Piece cutting O2	G3/8“RH	718.25532	004
T-Piece fuel gas	G3/8“LH	718.25534	004

TESTING GAUGES

For machine cutting torches of the series MS / MSID / MSAP / MSD
According to ISO 5171, Ø63mm, Connection G1/4“RH

Gas	*Scale*	*Art.-No.*	*Kat.-No.*
Oxygen	Scale 0-16bar / red marking 10bar	0.640.477	008
Oxygen	Scale 0-25bar / red marking 16bar	0.640.109	008
Acetylene	Scale 0-2,5bar / red marking 1,5bar	0.640.479	008
Propane/Methane/MAPP	Scale 0-4bar / red marking 2,5bar	0.640.069	004
Propane/Methane/MAPP	Scale 0-2,5bar / red marking 1,5bar	0.640.070	004
Gauge seal	-	452.08020	008

SAFETY DEVICES

QUICKY — Safety devices for machine cutting torch QUICKY

Gas	Connection	Operating pressure (max.)	Art.-No.	Kat.-No.
Oxygen	M7x0,75	15bar	716.11130	041
Fuel gas	M7x0,75	5bar	716.11129	041

Safety elements: Flame arrestor (FA), Non-return valve (NV)
Fuel gas operating pressure (max.): Acetylene 1,5bar, Hydrogen 3,5bar

MS / MSID / MSAP — Safety devices for machine cutting torches of the series MS / MSID / MSAP

Gas	Connection	Safety elements	Operating pressure (max.)	Art.-No.	Kat.-No.
Heating O2	G1/4“RH	Non-return valve	15bar	0.647.583	041
Cutting O2	G3/8“RH	Non-return valve	15bar	0.647.584	041
Fuel gas	G3/8“LH	Non-return valve	5bar	0.346.364	041
Ignition gas mixture for MS945i	G1/4“LH	Flame arrestor	5bar	716.51362	041
Ignition gas mixture for MS945i	G3/8“LH – G1/4“LH	Flame arrestor	5bar	716.11048	041
Ignition gas mixture for MS945i	G1/4“LH	Flame arrestor Non-return valve	5bar	716.11173	041

Fuel gas operating pressure (max.): Acetylene 1,5bar, Hydrogen 3,5bar

MSD — Safety devices for machine cutting torch MSD

Gas	Connection	Operating pressure (max.)	Art.-No.	Kat.-No.
Heating O2	G3/8“RH	15bar	0.647.584	041
Cutting O2	G1/2“RH	15bar	0.346.020	041
Fuel gas	G3/8“LH	5bar	0.346.364	041

Safety elements: Non-return valve (NV)
Fuel gas operating pressure (max.): Acetylene 1,5bar, Hydrogen 3,5bar

DG-91UA — Safety devices for machine cutting torches of the series MS / MSZ

Gas	Connection	Operating pressure (max.)	Art.-No.	Kat.-No.
Oxygen	G1/4“RH	25bar	0.463.372	041
Oxygen	G3/8“RH	25bar	0.463.373	041
Oxygen	G1/2“RH	25bar	0.463.374	041
Fuel gas	G3/8“LH	5bar	0.463.370	041
Fuel gas	G1/2“LH	5bar	0.463.371	041

Reverse flow direction
Safety elements: Flame arrestor (FA), Non-return valve (NV)
Fuel gas operating pressure (max.): Acetylene 1,5bar, Hydrogen 3,5bar

MACHINE CUTTING NOZZLES

Cutting nozzles for acetylene	QUICKY	MS / MSZ 832	MS / MSZ 932	MS 945i	MSID / MSIDZ	MSD	MSAP 6321
Ring-Slot nozzles							
A-RS	●	●					
VADURA 1210-A	●	●					
VADURA 1215-A	●	●					
Cylindrical nozzles							
VADURA 9215-A			●	●			
Gas mixing nozzles							
A-CID					●		
GRICUT 5310-A						●	

Cutting nozzles for **Propane / Methane / MAPP / Ethylene**	QUICKY	MS / MSZ 832	MS / MSZ 932	MS 945i	MSID / MSIDZ	MSD	MSAP 6321
Ring-Slot nozzles							
PL-RC	●	●					
GRICUT 1230	●	●					
GRICUT 1270	●	●					
GRICUT 1280		●					
Cylindrical nozzles							
GRICUT 9230			●	●			
GRICUT 9280			●	●			
Gas mixing nozzles							
GRICUT 8280					●		
GRICUT 8281-PMYE	●				●		
GRICUT 8281-PM					●		
GRICUT 5281						●	
Outer mixing nozzles							
GRICUT 8481							●

RING-/SLOT NOZZLES

Heating nozzle

Cutting nozzle

While the functionality of ring/slot nozzles does not differ between hand and machine cutting nozzles, machine cutting nozzles are available in standard, high-speed, and high-performance versions, which differ in terms of their operating pressures and cutting speeds:

Standard nozzles **High speed nozzles** **High performance nozzles**

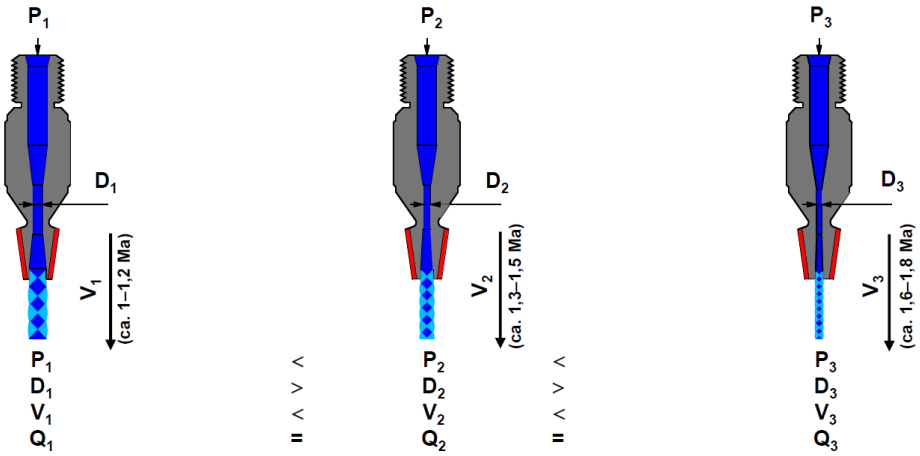

Ring/Slot nozzles for Acetylene				Ring-/Slot nozzles for Propane/Methane/MAPP/Ethylene				
Torch	A-RS	VADURA 1215	VADURA 1210	Torch	PL-RC	GRICUT 1230	GRICUT 1270	GRICUT 1280
MS				**MS**				
832-A	●	●	●	832-PMYE	●	●	●	●
MSZ				**MSZ**				
832-A	●	●	●	832-PMYE	●	●	●	●
QUICKY				**QUICKY**				
QUICKY-A	●	●	●	QUICKY-PMYE	●	●	●	

A-RS RING-/SLOT NOZZLES

Standard cutting nozzle
For fuel gas Acetylene

Description	*Cutting range*	*Fitting heating nozzle*	*Art.-No.*	*Kat.-No.*
A-RS	2-8mm	666.17115	666.17101	007
A-RS	3-10mm	666.17115	666.17102	007
A-RS	10-25mm	666.17115	666.17103	007
A-RS	25-40mm	666.17115	666.17104	007
A-RS	40-60mm	666.17115	666.17105	007
A-RS	60-100mm	666.17115	666.17106	007
A-RS	100-200mm	666.17116	666.17107	007
A-RS	200-300mm	666.17116	666.17108	007
Heizdüse	2-100mm	-	666.17115	007
Heizdüse	100-300mm	-	666.17116	007

VADURA 1215 RING-/SLOT NOZZLES

High speed cutting nozzles
For fuel gas Acetylene

Description	*Cutting range*	*Fitting heating nozzle*	*Art.-Nr.*	*Kat.-No.*
VADURA 1215	3-5mm	716.15950	716.15941	032
VADURA 1215	6-10mm	716.15950	716.15942	032
VADURA 1215	10-25mm	716.15950	716.15943	032
VADURA 1215	25-40mm	716.15950	716.15944	032
VADURA 1215	40-60mm	716.15950	716.15945	032
VADURA 1215	60-100mm	716.15950	716.15946	032
VADURA 1215	100-150mm	716.15950	716.15947	032
VADURA 1215	150-230mm	716.15951	716.15948	032
VADURA 1215	230-300mm	716.15951	716.15949	032
Heating nozzle	3-150mm	-	716.15950	032
Heating nozzle	150-300mm	-	716.15951	032

+PLUS+

For high thermal demands and applications with a lot of slag blowback, we are happy to offer you the VADURA 1215 in the +PLUS+ version on request. Nozzles in the +PLUS+ version are not chrome-plated but hard powder-coated:

VADURA 1215+	3-5mm	716.16170	716.16161	032
VADURA 1215+	6-10mm	716.16170	716.16162	032
VADURA 1215+	10-25mm	716.16170	716.16163	032
VADURA 1215+	25-40mm	716.16170	716.16164	032
VADURA 1215+	40-60mm	716.16170	716.16165	032
VADURA 1215+	60-100mm	716.16170	716.16166	032
VADURA 1215+	100-150mm	716.16170	716.16167	032
VADURA 1215+	150-230mm	716.16182	716.16179	032
VADURA 1215+	230-300mm	716.16182	716.16180	032
Heating nozzle+	3-150mm	-	716.16170	032
Heating nozzle+	150-300mm	-	716.16182	032

VADURA 1210 RING-/SLOT NOZZLES

High performance cutting nozzles
For fuel gas Acetylene

Description	Cutting range	Fitting heating nozzle	Art.-No.	Kat.-No.
VADURA 1210	3-5mm	716.15770	716.15760	032
VADURA 1210	6-10mm	716.15770	716.15762	032
VADURA 1210	10-25mm	716.15770	716.15763	032
VADURA 1210	25-50mm	716.15770	716.15764	032
VADURA 1210	50-80mm	716.15770	716.15765	032
VADURA 1210	80-100mm	716.15770	716.15766	032
VADURA 1210	100-150mm	716.15770	716.15769	032
VADURA 1210	150-230mm	716.15951	716.15948	032
VADURA 1210	230-300mm	716.15951	716.15949	032
Heating nozzle	3-150mm	-	716.15770	032
Heating nozzle	150-300mm	-	716.15951	032

+PLUS+

For high thermal demands and applications with a lot of slag blowback, we are happy to offer you the VADURA 1210 in the +PLUS+ version on request. Nozzles in the +PLUS+ version are not chrome-plated but hard powder-coated:

VADURA 1210+	3-5mm	716.16181	716.16171	032
VADURA 1210+	6-10mm	716.16181	716.16173	032
VADURA 1210+	10-25mm	716.16181	716.16174	032
VADURA 1210+	25-40mm	716.16181	716.16175	032
VADURA 1210+	40-60mm	716.16181	716.16176	032
VADURA 1210+	60-100mm	716.16181	716.16177	032
VADURA 1210+	100-150mm	716.16181	716.16178	032
VADURA 1210+	150-230mm	716.16182	716.16179	032
VADURA 1210+	230-300mm	716.16182	716.16180	032
Heating nozzle+	3-150mm	-	716.16181	032
Heating nozzle+	150-300mm	-	716.16182	032

PL-RC RING-/SLOT NOZZLES

Standard cutting nozzles
For fuel gases Propane/Methane/MAPP/Ethylene

Description	Cutting range	Fitting heating nozzle	Art.-No.	Kat.-No.
PL-RC	3-10mm	666.17235	666.17226	007
PL-RC	10-25mm	666.17235	666.17227	007
PL-RC	25-40mm	666.17235	666.17228	007
PL-RC	40-60mm	666.17235	666.17229	007
PL-RC	60-100mm	666.17235	666.17230	007
PL-RC	100-200mm	666.17236	666.17231	007
PL-RC	200-300mm	666.17236	666.17232	007
Heating nozzle	3-100mm	-	666.17235	007
Heating nozzle	100-300mm	-	666.17236	007

GRICUT 1230 RING-/SLOT NOZZLES

High speed cutting nozzles
For fuel gases Propane / Methane / MAPP / Ethylene

Description	Cutting range	Fitting heating nozzle	Art.-No.	Kat.-No.
GRICUT 1230	3-10mm	716.15900	716.15901	032
GRICUT 1230	7-15mm	716.15900	716.15902	032
GRICUT 1230	15-25mm	716.15900	716.15903	032
GRICUT 1230	25-40mm	716.15900	716.15904	032
GRICUT 1230	40-60mm	716.15900	716.15905	032
GRICUT 1230	60-100mm	716.15900	716.15906	032
Heating nozzle	3-100mm	-	716.15900	032

For high thermal demands and applications with a lot of slag blow, we are happy to offer you the GRICUT 1230 in the +PLUS+ version on request. Nozzles in the +PLUS+ version are not chrome-plated but hard powder-coated:

+PLUS+

GRICUT 1230+	3-10mm	716.16156	716.16147	032
GRICUT 1230+	7-15mm	716.16156	716.16148	032
GRICUT 1230+	15-25mm	716.16156	716.16149	032
GRICUT 1230+	25-40mm	716.16156	716.16150	032
GRICUT 1230+	40-60mm	716.16156	716.16151	032
GRICUT 1230+	60-100mm	716.16156	716.16152	032
Heating nozzle +	3-100mm	-	716.16156	032

GRICUT 1270 RING-/SLOT NOZZLES

High speed cutting nozzles
For fuel gases Propane / MAPP

Description	Cutting range	Fitting heating nozzle	Art.-No.	Kat.-No.
GRICUT 1270	2-5mm	716.15930 716.15932	716.15910	032
GRICUT 1270	6-10mm	716.15930 716.15932	716.15922	032
GRICUT 1270	10-25mm	716.15930 716.15932	716.15923	032
GRICUT 1270	25-50mm	716.15930 716.15932	716.15924	032
GRICUT 1270	50-80mm	716.15930 716.15932	716.15925	032
GRICUT 1270	80-100mm	716.15930 716.15932	716.15926	032
Heating nozzle Propane	2-100mm	-	716.15930	032
Heating nozzle MAPP	2-100mm	-	716.15932	032

For high thermal demands and applications with a lot of slag blow, we are happy to offer you the GRICUT 1270 in the +PLUS+ version on request. Nozzles in the +PLUS+ version are not chrome-plated but hard powder-coated:

+PLUS+

GRICUT 1270+	3-5mm	716.16190 716.16191	716.16184	032
GRICUT 1270+	6-10mm	716.16190 716.16191	716.16185	032
GRICUT 1270+	10-25mm	716.16190 716.16191	716.16186	032
GRICUT 1270+	25-50mm	716.16190 716.16191	716.16187	032
GRICUT 1270+	50-80mm	716.16190 716.16191	716.16188	032
GRICUT 1270+	80-100mm	716.16190 716.16191	716.16189	032
Heating nozzle Propane+	3-100mm	-	716.16190	032
Heating nozzle MAPP+	3-100mm	-	716.16191	032

GRICUT 1280 RING-/SLOT NOZZLES	High speed cutting nozzles For fuel gases Propane / Methane / MAPP / Ethylene			
Description	*Cutting range*	*Fitting heating nozzle*	*Art.-No.*	*Kat.-No.*
GRICUT 1280	100-200mm	716.15931	716.15927	032
GRICUT 1280	200-250mm	716.15931	716.15928	032
GRICUT 1280	250-300mm	716.15931	716.15929	032
Heizdüse	100-300mm	-	716.15931	032

For high thermal demands and applications with a lot of slag blow, we are happy to offer you the GRICUT 1280 in the +PLUS+ version on request. Nozzles in the +PLUS+ version are not chrome-plated but hard powder-coated:

+PLUS+

GRICUT 1280+	100-200mm	716.16195	716.16192	032
GRICUT 1280+	200-250mm	716.16195	716.16193	032
GRICUT 1280+	250-300mm	716.16195	716.16194	032
Heizdüse+	100-300mm	-	716.16195	032

CYLINDRICAL NOZZLES

Heizkappe

Schneiddüse

Cylindrical nozzles function in the same way as ring/slot nozzles. The main difference and advantage of cylindrical nozzles lies in how they are mounted. They can be mounted in hand-held or machine cutting torches without the aid of tools. This quick-change system makes them much more convenient for users and significantly reduces setup times.

The following machine cutting torches are compatible with cylindrical nozzles:

Cylindrical nozzles for Acetylene Torch	VADURA 9215	Cylindrical nozzles Propane/Methane/MAPP/Ethylene Torch	GRICUT 9230/9280
MS		**MSZ**	
932-A	●	932-PMYE	●
945i-A	●	945i-PMYE	●
MSZ		**MSZ**	
932-A	●	932-PMYE	●

VADURA 9215 CYLINDRICAL NOZZLES

High speed cutting nozzles
For fuel gas Acetylene

Description	*Cutting range*	*Fitting heating cap*	*Art.-No.*	*Kat.-No.*
VADURA 9215	3-5mm	716.16550	716.16561	032
VADURA 9215	6-10mm	716.16550	716.16562	032
VADURA 9215	10-25mm	716.16550	716.16563	032
VADURA 9215	25-40mm	716.16550	716.16564	032
VADURA 9215	40-60mm	716.16550	716.16565	032
VADURA 9215	60-100mm	716.16550	716.16566	032
VADURA 9215	100-150mm	716.16560	716.16567	032
VADURA 9215	150-230mm	716.16560	716.16568	032
VADURA 9215	230-300mm	716.16560	716.16569	032
Heating cap	3-100mm	-	716.16550	032
Heating cap	100-300mm	-	716.16560	032

GRICUT 9230/9280 CYLINDRICAL NOZZLES

High speed cutting nozzles
For fuel gases Propane / Methane / MAPP / Ethylene

Description	*Cutting range*	*Fitting heating cap*	*Art.-No.*	*Kat.-No.*
GRICUT 9230	3-10mm	716.16550	716.16551	032
GRICUT 9230	7-15mm	716.16550	716.16552	032
GRICUT 9230	15-25mm	716.16550	716.16553	032
GRICUT 9230	25-40mm	716.16550	716.16554	032
GRICUT 9230	40-60mm	716.16550	716.16555	032
GRICUT 9230	60-100mm	716.16550	716.16556	032
GRICUT 9280	100-200mm	716.16560	716.16557	032
GRICUT 9280	200-250mm	716.16560	716.16558	032
GRICUT 9280	250-300mm	716.16560	716.16559	032
Heating cap	3-100mm	-	716.16550	032
Heating cap	100-300mm	-	716.16560	032

GAS MIXING NOZZLES

Acetylene-version

Propane-version

While the functionality of gas mixing nozzles does not differ between hand and machine cutting nozzles, machine cutting nozzles are available in standard and high-speed versions, which differ in terms of their operating pressures and cutting speeds:

Standard cutting nozzles **High speed cutting nozzles**

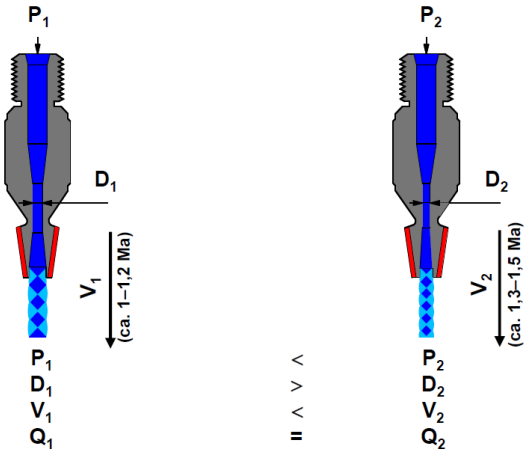

Gas mixing nozzles for Acetylene			Gas mixing nozzles for Propane/Methane/MAPP/Ethylene				
Torch	A-CID	GRICUT 5310	Torch	GRICUT 8281-PMYE	GRICUT 8281 PM	GRICUT 8280	GRICUT 5281
QUICKY			**QUICKY**				
QUICKY-A/PMYE	●		QUICKY A/PMYE	●			
MSID			**MSID**				
MSID-A/PMYE	●		MSID-A/PMYE	●	●	●	
MSIDZ			**MSIDZ**				
MSIDZ-A/PMYE	●		MSIDZ-A/PMYE	●	●	●	
MSD			**MSD**				
MSD-A/PMYE		●	MSD-A/PMYE				●

A-CID GAS MIXING NOZZLES

High speed cutting nozzles
For fuel gas Acetylene

Description	*Cutting range*	*Art.-No.*	*Kat.-No.*
GRICUT 9230	3-5mm	716.16020	007
GRICUT 9230	6-10mm	716.16021	007
GRICUT 9230	10-25mm	716.16022	007
GRICUT 9230	25-40mm	716.16023	007
GRICUT 9230	40-60mm	716.16024	007
GRICUT 9230	60-80mm	716.16025	007
GRICUT 9280	80-100mm	716.16026	007
GRICUT 9280	100-200mm	716.16027	007
GRICUT 9280	200-300mm	716.16028	007

GRICUT 5310-A GAS MIXING NOZZLES

Heavy duty cutting nozzles
For fuel gas Acetylene

Description	*Cutting range*	*Art.-No.*	*Kat.-No.*
GRICUT 5310-A	100-300mm	716.50103	006
GRICUT 5310-A	300-500mm	716.50104	006

GRICUT 8281-PMYE GAS MIXING NOZZLES

Standard cutting nozzles
For fuel gases Propane/Methane/MAPP

Description	*Cutting range*	*Fitting heating cap*	*Art.-No.*	*Kat.-No.*
GRICUT 8281 PMY	3-10mm	716.15988 716.15978	716.16638	007
GRICUT 8281 PMY	10-25mm	716.15988 716.15978	716.16639	007
GRICUT 8281 PMY	25-40mm	716.15988 716.15978	716.16640	007
GRICUT 8281 PMY	40-60mm	716.15988 716.15978	716.16641	007
GRICUT 8281 PMY	60-100mm	716.15988 716.15978	716.16642	007
GRICUT 8281 PMY	100-200mm	716.15989 716.15979	716.16643	007
GRICUT 8281 PMY	200-300mm	716.15989 716.15979	716.16644	007
Heating cap PM	3-100mm	-	716.15988	007
Heating cap Y	3-100mm	-	716.15978	007
Heating cap PM	100-300mm	-	716.15989	007
Heating cap Y	100-300mm	-	716.15979	007

PM = Propane / Methane
Y = MAPP

GRICUT 8280-PMYE GAS MIXING NOZZLES

High speed cutting nozzles
For fuel gases Propane/Methane/MAPP/Ethylene

Description	*Cutting range*	*Fitting heating cap*	*Art.-No.*	*Kat.-No.*
GRICUT 8280 PMYE	3-7mm	716.16080	716.16671	032
GRICUT 8280 PMYE	7-15mm	716.16080	716.16672	032
GRICUT 8280 PMYE	15-25mm	716.16080	716.16673	032
GRICUT 8280 PMYE	25-40mm	716.16080	716.16674	032
GRICUT 8280 PMYE	40-60mm	716.16080	716.16675	032
GRICUT 8280 PMYE	60-100mm	716.16080	716.16676	032
GRICUT 8280 PMYE	100-200mm	716.16100	716.16677	032
GRICUT 8280 PMYE	200-250mm	716.16100	716.16678	032
GRICUT 8280 PMYE	250-300mm	716.16100	716.16679	032
Heating cap	3-100mm	-	716.16080	032
Heating cap	100-300mm	-	716.16100	032

GRICUT 8281-PM GAS MIXING NOZZLES

Heavy duty cutting nozzles
For fuel gases Propane/Methane

Description	*Cutting range*	*Fitting heating nozzle*	*Art.-No.*	*Kat.-No.*
GRICUT 8281-PM	200-500mm	546.12340	716.16610	006
Heating nozzle	200-500mm	-	546.12340	006

GRICUT 5281-PMY GAS MIXING NOZZLES

Heavy duty cutting nozzles
For fuel gases Propane/Methane/MAPP

Description	*Cutting range*	*Fitting heating nozzle*	*Art.-No.*	*Kat.-No.*
GRICUT 5281-PMY	100-300mm	716.50236	716.50100	006
GRICUT 5281-PMY	300-450mm	716.50236	716.50101	006
GRICUT 5281-PMY	450-600mm	716.50211	716.50209	006
Heizdüse	100-450mm	-	716.50236	006
Heizdüse	450-600mm	-	716.50211	006

OUTER MIXING NOZZLES

GRICUT 8481
OUTER MIXING NOZZLES

Heavy duty cutting nozzles
For fuel gases Propane/Methane/MAPP/Ethylene

Description	*Cutting range*	*Fitting heating nozzle*	*Art.-No.*	*Kat.-No.*
GRICUT 8481	100-300mm	716.16915	716.16912	032
GRICUT 8481	300-450mm	716.16915	716.16913	032
GRICUT 8481	450-600mm	716.16915	716.16914	032
Heating nozzle	100-600mm	-	716.16915	032

The GRICUT 8481 is also available as a set consisting of a cutting nozzle and the matching heating nozzle under the following item numbers:

Set GRICUT 8481	100-300mm	-	716.16932	032
Set GRICUT 8481	300-450mm	-	716.16933	032
Set GRICUT 8481	450-600mm	-	716.16934	032

SAFETY DEVICES

TRUST IN PROVEN SAFETY

Safety devices for technical gases provide reliable protection against gas backflow and flashbacks at pressure regulators, tapping points, and single cylinder systems. They prevent air or oxygen from entering distribution lines or single cylinder systems and prevent flashbacks and further gas supply in the event of afterburn. Built-in filters offer protection against contamination and guarantee high service life and long durability.

Our products comply with the requirements of international standards DIN EN 561, DIN EN ISO 5175, and ISO 7289. They bear the certification mark of the IBExU testing center, which has taken over the tasks of BAM, and have the necessary approvals worldwide. All safety devices and couplings are type-tested and undergo a 100% functional test.

By using safety devices, you comply with the legal requirements for the use of suitable work equipment when handling gases and with the accident prevention regulations BGV D1.

SAFETY DEVICES BY MESSER CUTTING SYSTEMS

- **Pressure-sensitive gas cut-off valve (PV)** 1
  The pressure-controlled backflow preventer interrupts the gas supply in the event of pressure surges. With DS models, the gas supply can be manually reactivated.

  Non-return valve (NV) 2
  The gas return valve allows gas to flow in only one direction and reliably prevents air or oxygen from slowly or suddenly returning to the distribution line or individual cylinder.

- **Flame arrestor (FA)** 3
  The flame arrestor stops a flashback coming from the gas outlet side and reduces the flame temperature to below the ignition limit, so that the gas cannot be ignited in the inflow area.

- **Thermal gas cut-off valve (TV)** 4
  The temperature-controlled gas cut-off valve consists of a spring-loaded valve that is held in the open position by a fusible link. If the safety device overheats due to flashbacks or afterburn, the valve closes automatically when the fusible link melts, thereby preventing gas from flowing back.

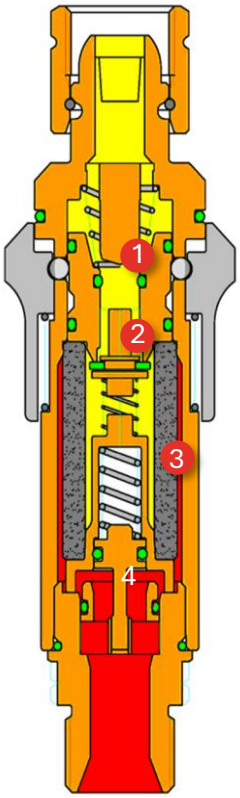

SAFETY DEVICES ACCORDING TO DIN EN ISO 5175-1 AND -2

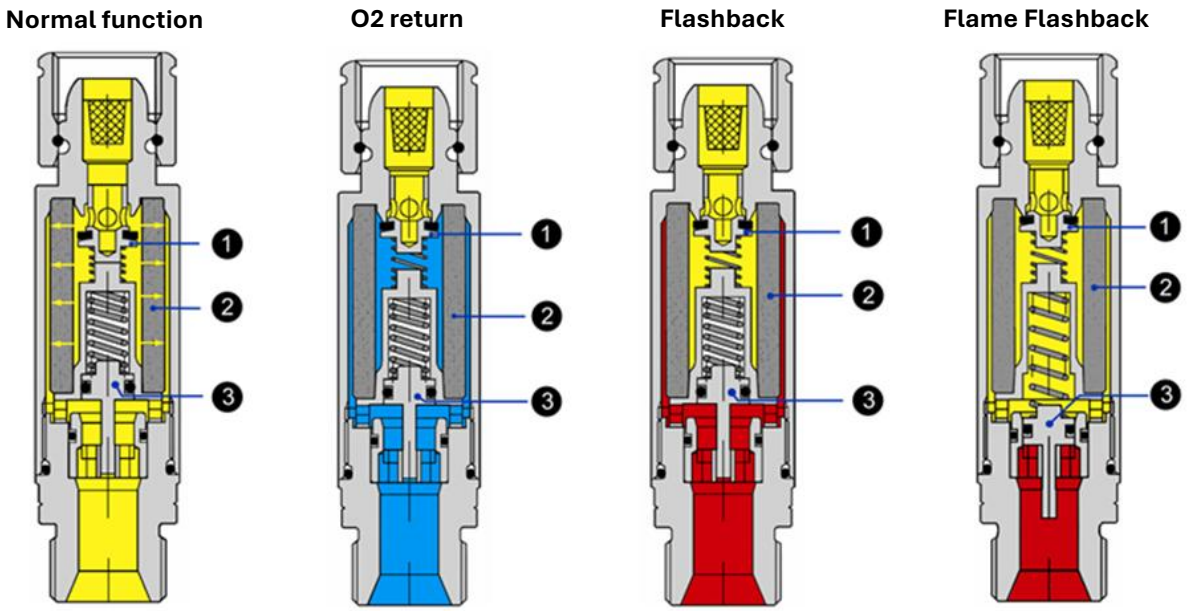

1.Non-return valve (NV) 2.Flame arrestor (FA) 3.Thermal gas cut-off valve (TV)

APPLICATIONS

- **Backfire**
  Knocking is when the flame enters the nozzle and/or the torch's mixing tube with a popping sound. This causes the flame to go out. If the process repeats itself when the flame reignites on its own, a rattling noise occurs.
- **Flashback**
  Flashback is the penetration of the flame into the torch, where it continues to burn in the mixing zone.
- **Gas back flow**
  Gas withdrawal is the penetration of gas (oxygen) under higher pressure into the pipe containing gas under lower pressure.
- **Flame flashback**
  Flame failure is the penetration of the flame through the torch and beyond the mixing point into the hoses and possibly further.

CONVERSION TABLE FOR FLOW RATES

Gas	Conversion factor (U)
Air	1
Oxygen	0,95
Hydrogen	2,50
Methane	1,40
Propane	0,90
Acetylene	1,20
Ethylene	1,012
MAPP	0,80

FOR CYLINDER PRESSURE REGULATORS AND TAPPING POINTS

DGN

For protection of cylinder pressure regulators and tapping points

Gas	*Connection*	*max. operating pressure*	*max. flow rate*	*Art.-No.*	*Kat.-No.*
Sauerstoff	G1/4“RH	25bar	130m³/h	0.463.283	041
Sauerstoff	G3/8“RH	25bar	130m³/h	0.463.387	041
Brenngas	G3/8“LH	5bar	35m³/h	0.463.385	041

Safety elements: FA, NV, TV
Fuel gas operating pressure (max.): Acetylene = 1,5bar / Hydrogen = 3,5bar

DG 91 N

For protection of cylinder pressure regulators and tapping points

Gas	*Connection*	*max. operating pressure*	*max. flow rate*	*Art.-No.*	*Kat.-No.*
Sauerstoff	G1/4“RH	25bar	215m³/h	0.463.291	041
Sauerstoff	G3/8“RH	25bar	215m³/h	0.463.330	041
Sauerstoff	G1/2“RH	25bar	215m³/h	0.463.331	041
Brenngas	G3/8“LH	5bar	60m³/h	0.463.290	041
Brenngas	G1/2“LH	5bar	60m³/h	0.463.329	041

Safety elements: FA, NV, TV
Fuel gas operating pressure (max.): Acetylene = 1,5bar / Hydrogen = 4bar

DS 1000

For protection of cylinder pressure regulators and tapping points

Gas	*Connection*	*max. operating pressure*	*max. flow rate*	*Art.-No.*	*Kat.-No.*
Sauerstoff	G1/4“RH	15bar	79m³/h	0.463.790	041
Sauerstoff	G3/8“RH	15bar	79m³/h	0.463.791	041
Brenngas	G3/8“LH	5bar	28m³/h	0.463.792	041

Safety elements: FA, NV, TV, PV
PV can be unblocked manually
Fuel gas operating pressure (max.): Acetylene = 1,5bar / Hydrogen = 3,5bar

DS 2000

For protection of cylinder pressure regulators and tapping points

Gas	*Connection*	*max. operating pressure*	*max. flow rate*	*Art.-No.*	*Kat.-No.*
Sauerstoff	G1/4“RH	15bar	135m³/h	0.463.652	041
Sauerstoff	G3/8“RH	15bar	135m³/h	0.463.584	041
Brenngas	G3/8“LH	5bar	48m³/h	0.463.650	041

Safety elements: FA, NV, TV, PV
PV can be unblocked manually
Fuel gas operating pressure (max.): Acetylene = 1,5bar / Hydrogen = 4bar

DEMAX 5

For protection of cylinder pressure regulators and tapping points

Gas	*Connection*	*max. operating pressure*	*max. flow rate*	*Art.-No.*	*Kat.-No.*
Sauerstoff	G1“RH	25bar	440m³/h	0.463.810	041
Brenngas	G1“RH	5bar	115m³/h	0.463.809	041

Safety elements: FA, NV, TV
Fuel gas operating pressure (max.): Acetylene = 1,5bar / Hydrogen = 4bar
!For connection fittings see next page!

SIMAX 3

For protection of cylinder pressure regulators and tapping points

Gas	*Connection*	*max. operating pressure*	*max. flow rate*	*Art.-No.*	*Kat.-No.*
Sauerstoff	G1“RH	25bar	595m³/h	0.463.814	041
Brenngas	G1“RH	5bar	175m³/h	0.463.813	041

Safety elements: FA, NV, TV
Fuel gas operating pressure (max.): Acetylene = 1,5bar / Hydrogen = 4bar
!For connection fittings see next page!

SIMAX 5

For protection of cylinder pressure regulators and tapping points

Gas	*Connection*	*max. operating pressure*	*max. flow rate*	*Art.-No.*	*Kat.-No.*
Sauerstoff	G1“RH	25bar	970m³/h	0.463.816	041
Brenngas	G1“RH	5bar	290m³/h	0.463.815	041

Safety elements: FA, NV, TV
Fuel gas operating pressure (max.): Acetylene = 1,5bar / Hydrogen = 4bar
!For connection fittings see next page!

SIMAX 8

For protection of cylinder pressure regulators and tapping points

Gas	*Connection*	*max. operating pressure*	*max. flow rate*	*Art.-No.*	*Kat.-No.*
Sauerstoff	G1“RH	25bar	2050m³/h	0.463.818	041
Brenngas	G1“RH	5bar	460m³/h	0.463.817	041

Safety elements: FA, NV, TV
Fuel gas operating pressure (max.): Acetylene = 1,5bar / Hydrogen = 4bar
!For connection fittings see next page!

DEMAX/SIMAX — Inlet connection for non-flammable gases

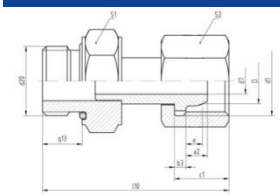

Connection to DEMAX/SIMAX	*Line connection*	*Gas*	*Art.-No.*	*Kat.-No.*
G1“RH	G3/8“RH	Non-flammable gases	0.463.410	041
G1“RH	G1/2“RH	Non-flammable gases	0.463.408	041
G1“RH	G3/4“RH	Non-flammable gases	0.463.380	041
G1“RH	G1“RH	Non-flammable gases	0.463.339	041

Including O-ring seal between connection nipple and safety unit

DEMAX/SIMAX — Inlet connection for flammable gases

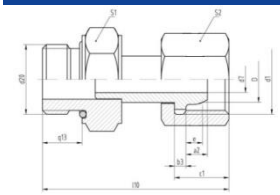

Connection to DEMAX/SIMAX	*Line connection*	*Gas*	*Art.-No.*	*Kat.-No.*
G1“RH	G3/8“LH	Flammable gases	0.463.411	041
G1“RH	G1/2“LH	Flammable gases	0.463.409	041
G1“RH	G3/4“LH	Flammable gases	716.52536	041
G1“RH	G1“LH	Flammable gases	0.463.340	041

Including O-ring seal between connection nipple and safety unit

DEMAX/SIMAX — Outlet connection for non-flammable gases

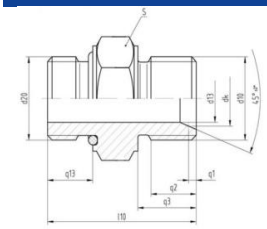

Connection to DEMAX/SIMAX	*Line connection*	*Gas*	*Art.-No.*	*Kat.-No.*
G1“RH	G3/8“RH	Non-flammable gases	0.463.414	041
G1“RH	G1/2“RH	Non-flammable gases	0.463.412	041
G1“RH	G3/4“RH	Non-flammable gases	0.463.341	041
G1“RH	G1“RH	Non-flammable gases	0.463.343	041

Including O-ring seal between connection nipple and safety unit

DEMAX/SIMAX — Outlet connection for flammable gases

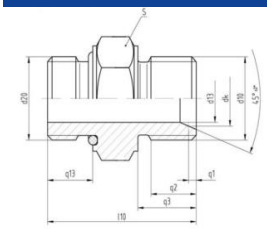

Connection to DEMAX/SIMAX	*Line connection*	*Gas*	*Art.-No.*	*Kat.-No.*
G1“RH	G3/8“LH	Flammable gases	0.463.415	041
G1“RH	G1/2“LH	Flammable gases	0.463.413	041
G1“RH	G3/4“LH	Flammable gases	0.463.342	041
G1“RH	G1“LH	Flammable gases	0.463.344	041

Including O-ring seal between connection nipple and safety unit

FOR MACHINE CUTTING TORCHES

QUICKY — Safety devices for machine cutting torch QUICKY

Gas	Connection	Operating pressure (max.)	Art.-No.	Kat.-No.
Oxygen	M7x0,75	15bar	716.11130	041
Fuel gas	M7x0,75	5bar	716.11129	041

Safety elements: Flame arrestor (FA), Non-return valve (NV)
Fuel gas operating pressure (max.): Acetylene 1,5bar, Hydrogen 3,5bar

MS / MSID / MSAP — Safety device for machine cutting torches of the series MS / MSID / MSAP

Gas	Connection	Sicherheitselement	Operating pressure (max.)	Art.-No.	Kat.-No.
Heating O2	G1/4“RH	Non-return valve	15bar	0.647.583	041
Cutting O2	G3/8“RH	Non-return valve	15bar	0.647.584	041
Fuel gas	G3/8“LH	Non-return valve	5bar	0.346.364	041
Ignition gas mixture for MS945i	G1/4“LH	Flame arrestor	5bar	716.51362	041
Ignition gas mixture for MS945i	G3/8“LH – G1/4“LH	Flame arrestor	5bar	716.11048	041
Ignition gas mixture for MS945i	G1/4“LH	Flame arrestor Non-return valve	5bar	716.11173	041

Fuel gas operating pressure (max.): Acetylene 1,5bar, Hydrogen 3,5bar

MSD — Safety devices for machine cutting torch MSD

Gas	Connection	Operating pressure (max.)	Art.-No.	Kat.-No.
Heiz-O2	G3/8“RH	15bar	0.647.584	041
Schneid-O2	G1/2“RH	15bar	0.346.020	041
Brenngas	G3/8“LH	5bar	0.346.364	041

Saferty elements: Non-return valve (NV)
Fuel gas operating pressure (max.): Acetylene 1,5bar, Hydrogen 3,5bar

DG-91UA — Safety devices for machine cutting torches of the series MS / MSZ

Gas	Connection	Operating pressure (max.)	Art.-No.	Kat.-No.
Sauerstoff	G1/4“RH	25bar	0.463.372	041
Sauerstoff	G3/8“RH	25bar	0.463.373	041
Sauerstoff	G1/2“RH	25bar	0.463.374	041
Brenngas	G3/8“LH	5bar	0.463.370	041
Brenngas	G1/2“LH	5bar	0.463.371	041

Reverse flow direction
Safety elements: Flame arrestor (FA), Non-return valve (NV)
Fuel gas operating pressure (max.): Acetylene 1,5bar, Hydrogen 3,5bar

FOR WORKING EQUIPMENT AND HOSE LINES

IGG — For protection of working equipment

Gas	Connection	max. operating pressure	Art.-No.	Kat.-No.
Oxygen	G1/4“RH M11x1 RH	10bar	770.20114	041
Fuel gas	G3/8“LH M14x1 LH	5bar	770.20115	041

Safety elements: FA, NV, (as integrated safety device at STARLET 1302 S)
Fuel gas operating pressure (max.): Acetylene = 1,5bar / Hydrogen = 3,5bar

GG — For protection of working equipment

Gas	Connection	max. operating pressure	max. flow rate	Art.-No.	Kat.-No.
Oxygen	G1/4“RH	20bar	80m³/h	0.463.285	041
Oxygen	G3/8“RH	20bar	80m³/h	0.463.390	041
Fuel gas	G3/8“LH	5bar	26m³/h	0.463.388	041

Safety elements: FA, NV
Fuel gas operating pressure (max.): Acetylene = 1,5bar / Hydrogen = 3,5bar

GT — For protection of working equipment

Gas	Connection	max. operating pressure	max. flow rate	Art.-No.	Kat.-No.
Oxygen	G1/4“RH / 6,3mm	20bar	80m³/h	0.463.287	041
Oxygen	G1/4“RH / 9mm	20bar	80m³/h	0.463.351	041
Oxygen	G3/8“RH / 6,3mm	20bar	80m³/h	0.463.352	041
Oxygen	G3/8“RH /9mm	20bar	80m³/h	0.463.353	041
Fuel gas	G3/8“LH / 6,3mm	5bar	26m³/h	0.463.354	041
Fuel gas	G3/8“LH /9mm	5bar	26m³/h	0.463.286	041

Safety elements: FA, NV
Fuel gas operating pressure (max.): Acetylene = 1,5bar / Hydrogen = 3,5bar

TT — For protection of hose lines

Gas	Connection	max. operating pressure	max. flow rate	Art.-No.	Kat.-No.
Oxygen	3,2mm	20bar	80m³/h	0.462.943	041
Oxygen	6,3mm	20bar	80m³/h	0.463.288	041
Oxygen	9mm	20bar	80m³/h	0.463.349	041
Fuel gas	3,2mm	5bar	80m³/h	0.462.944	041
Fuel gas	6,3mm	5bar	26m³/h	0.463.350	041
Fuel gas	9mm	5bar	26m³/h	0.463.289	041

Safety elements: FA, NV
Fuel gas operating pressure (max.): Acetylene = 1,5bar / Hydrogen = 3,5bar

WITH QUICK COUPLING CONNECTION

DGN-DK — For protection of cylinder pressure regulators and tapping points

Gas	*Connection*	*max. operating pressure*	*max. flow rate*	*Art.-No.*	*Kat.-No.*
Oxygen	G1/4“RH	15bar	94m³/h	0.463.347	041
Oxygen	G3/8“RH	15bar	94m³/h	0.463.348	041
Fuel gas	G3/8“LH	5bar	26m³/h	0.463.346	041

Safety elements: FA, NV, TV
Quick coupling connection on the outlet side
Fuel gas operating pressure (max.): Acetylene = 1,5bar / Hydrogen = 3,5bar

DKST — For protection of working equipment

Gas	*Connection*	*max. operating pressure*	*max. flow rate*	*Art.-No.*	*Kat.-No.*
Oxygen	6,3mm	20bar	75m³/h	0.463.863	041
Oxygen	9mm	20bar	75m³/h	0.463.357	041
Fuel gas	9mm	5bar	20m³/h	0.463.297	041

Safety elements: FA, NV
Quick coupling connection on the outlet side
Fuel gas operating pressure (max.): Acetylene = 1,5bar / Hydrogen = 3,5bar

DKSG — For protection of working equipment

Gas	*Connection*	*max. operating pressure*	*max. flow rate*	*Art.-No.*	*Kat.-No.*
Oxygen	G1/4“RH	20bar	75m³/h	0.463.296	041
Oxygen	G3/8“RH	20bar	75m³/h	0.463.356	041
Fuel gas	G3/8“LH	5bar	20m³/h	0.463.295	041

Safety elements: FA, NV
Quick coupling connection on the outlet side
Fuel gas operating pressure (max.): Acetylene = 1,5bar / Hydrogen = 3,5bar

QUICK COUPLING CONNECTIONS

DKG

For the connection from hoses to working equipment

Gas	Connection	max. operating pressure	max. flow rate	Art.-No.	Kat.-No.
Oxygen	G1/4“RH	20bar	160m³/h	0.463.306	041
Oxygen	G3/8“RH	20bar	160m³/h	0.463.358	041
Fuel gas	G3/8“LH	20bar	160m³/h	0.463.305	041
Inert gas	G1/4“RH	20bar	160m³/h	0.463.307	041
Inert gas	G3/8“RH	20bar	160m³/h	0.463.359	041

Safety element: gas shut-off
Quick coupling connection on the outlet side
Fuel gas operating pressure (max.): Acetylene = 1,5bar

DKD

For the connection from hoses to working equipment

Gas	Connection	max. operating pressure	max. flow rate	Art.-No.	Kat.-No.
Oxygen	G1/4“RH	20bar	160m³/h	0.463.312	041
Oxygen	G3/8“RH	20bar	160m³/h	0.463.368	041
Fuel gas	G3/8“LH	20bar	160m³/h	0.463.311	041
Inert gas	G1/4“RH	20bar	160m³/h	0.463.313	041
Inert gas	G3/8“RH	20bar	160m³/h	0.463.369	041

Safety element: gas shut-off
Quick coupling connection on the outlet side
Fuel gas operating pressure (max.): Acetylene = 1,5bar

DKT

For the connection from hoses to working equipment

Gas	Connection	max. operating pressure	max. flow rate	Art.-No.	Kat.-No.
Oxygen	6,3mm	20bar	160m³/h	0.463.309	041
Oxygen	9mm	20bar	160m³/h	0.463.361	041
Fuel gas	6,3mm	20bar	160m³/h	0.463.360	041
Fuel gas	9mm	20bar	160m³/h	0.463.308	041
Inert gas	6,3mm	20bar	160m³/h	0.463.310	041
Inert gas	9mm	20bar	160m³/h	0.463.362	041

Safety element: gas shut-off
Quick coupling connection on the outlet side
Fuel gas operating pressure (max.): Acetylene = 1,5bar

D1 D4 Coupling pins

Gas	Connection	max. operating pressure	Art.-No. D1	Art.-No. D4	Kat.-No.
Oxygen	G1/4“RH	20bar	0.463.300	0.463.430	041
Oxygen	G3/8“RH	20bar	0.463.363	0.463.431	041
Fuel gas	G3/8“LH	20bar	0.463.299	0.463.432	041
Inert gas	G1/4“RH	20bar	0.463.301	0.463.433	041
Inert gas	G3/8“RH	20bar	0.463.364	0.463.434	041

Fuel gas operating pressure (max.): Acetylene = 1,5bar

D2 Coupling pins

Gas	Connection	max. operating pressure	Art.-No. D2	Kat.-No.
Oxygen	6,3mm	20bar	0.463.303	041
Oxygen	9mm	20bar	0.463.366	041
Fuel gas	6,3mm	20bar	0.463.365	041
Fuel gas	9mm	20bar	0.463.302	041
Inert gas	6,3mm	20bar	0.463.304	041
Inert gas	9mm	20bar	0.463.367	041

Fuel gas operating pressure (max.): Acetylene = 1,5bar

ACCESSORIES FOR WORK PLACE INSPECTION

PVGD Testing device for annual testing of safety devices (DIN EN 561 and DIN EN ISO 5175) by a trained and authorized person



Description	Art.-No.	Kat.-No.
PVGD	0.463.825	000

Compact design, integrated clamping device, quick adjustment
For testing: Function of the gas return valve, tightness, flow rate
Includes adapters suitable for safety devices with G1/4“/G3/8”/G1/2“/5/8” BSP/UNF connections.
With the appropriate adapters, it is also possible to test safety devices with larger diameters or sizes.

GASPRUF Leak detection spray for checking screw connections and hose lines for gas tightness

Description	Art.-No.	Kat.-No.
GASPRUF 0,5l	770.71200	000
GASPRUF 20l	770.71201	000
GASPRUF paste 1kg (400l)	770.71585	000
Spraying nozzle for 0,5l bottles	770.71199	000

GASPRUF is non-toxic, non-flammable, and can be used for all technical gases—including oxygen. GASPRUF does not cause corrosion due to the formation of a protective film. Unlike spray cans, the spray bottle does not contain greenhouse gases and is therefore more environmentally friendly.

HOSES

SOLD BY THE METER

OXYGEN HOSE

Color blue
According to DIN EN ISO 3821

Dimensions	*For torch system*	*Art.-No.*	*Kat.-No.*
DN 3,2 x 1,8	MINITHERM	0.140.079	043
DN 6,3 x 3,5	STARLET	051.00510	043
DN 6 x 5	STAR / STARCUT / ESSEN	051.01010	043
DN 8 x 3,5	STAR / STARCUT / ESSEN	0.469.033	000
DN 9 x 5,5	SUPERTHERM	051.01060	043
DN 11 x 5,5	SUPERTHERM	051.01200	043

Sold by the meter without connections!

ACETYLENE HOSE

Color red
According to DIN EN ISO 3821

Dimensions	*For torch system*	*Art.-No.*	*Kat.-No.*
DN 3,2 x 1,8	MINITHERM	0.140.078	043
DN 6,3 x 3,5	STARLET	051.00010	043
DN 8 x 3,5	STARLET / STAR / STARCUT / ESSEN	051.00040	043
DN 11 x 5,5	SUPERTHERM	051.00050	043
DN 12 x 5,5	SUPERTHERM	051.00130	043

Sold by the meter without connections!

ALL FUEL GAS HOSE

Color red/orange
According to DIN EN ISO 3821

Dimensions	*For torch system*	*Art.-No.*	*Kat.-No.*
DN 6,3 x 3,5 **(*1)**	STARLET	0.462.863	043
DN 9 x 3,5 **(*2)**	STARLET / STAR / STARCUT / ESSEN	716.56300-M	043
DN 10 x 4 **(*1)**	SUPERTHERM	0.462.860	043

*1 = For fuel gases Acetylene, Propane, Methane, MAPP, Ethylene
*2 = For fuel gases Acetylene, Propane, Methane, MAPP, Ethylene and Hydrogen
Sold by the meter without connections!

OXYGEN / ACETYLENE KIT

Color blue/red
According to DIN EN ISO 3821
Joined by vulcanization process

Dimensions	*For torch system*	*Art.-No.*	*Kat.-No.*
O2= 6,3 x 5 blau C2H2= 9 x 3,5 rot	STARLET / STAR / STARCUT / ESSEN	0.462.147	043

Sold by the meter without connections!

ASSEMBLED HOSES

ALL FUEL GAS HOSE

Color red/orange
Completely assembled according to DIN EN ISO 3821

Length	Dimensions	Connection	Art.-No.	Kat.-No.
5m	DN 9 x 3,5	G3/8“LH	716.56300-05	043
10m	DN 9 x 3,5	G3/8“LH	716.56300-10	043
15m	DN 9 x 3,5	G3/8“LH	716.56300-15	043
20m	DN 9 x 3,5	G3/8“LH	716.56300-20	043

For fuel gas Acetylene, Propane, Methane, MAPP, Ethylene and Hydrogen

OXYGEN / ACETYLENE KIT

Color blue/red
Completely assembled according to DIN EN ISO 3821
Joined by hose clamps

Length	Dimensions	Connection	Art.-No.	Kat.-No.
5m	O2 blue = DN 6 x 5 C2H2 red = DN 8 x 3,5	O2 blue = G1/4”RH C2H2 red = G3/8“LH	0.469.013	043
10m	O2 blue = DN 6 x 5 C2H2 red = DN 8 x 3,5	O2 blue = G1/4”RH C2H2 red = G3/8“LH	0.469.014	043
20m	O2 blue = DN 6 x 5 C2H2 red = DN 8 x 3,5	O2 blue = G1/4”RH C2H2 red = G3/8“LH	0.469.015	043
40m	O2 blue = DN 6 x 5 C2H2 red = DN 8 x 3,5	O2 blue = G1/4”RH C2H2 red = G3/8“LH	0.469.016	043
5m	O2 blue = DN 6 x 3,5 C2H2 red = DN 6 x 3,5	O2 blue = G1/4”RH C2H2 red = G3/8“LH	0.469.017	043
10m	O2 blue = DN 6 x 3,5 C2H2 red = DN 6 x 3,5	O2 blue = G1/4”RH C2H2 red = G3/8“LH	0.469.018	043
20m	O2 blue = DN 6 x 3,5 C2H2 red = DN 6 x 3,5	O2 blue = G1/4”RH C2H2 red = G3/8“LH	0.469.019	043
40m	O2 blue = DN 6 x 3,5 C2H2 red = DN 6 x 3,5	O2 blue = G1/4”RH C2H2 red = G3/8“LH	0.469.020	043

OXYGEN / PROPANE KIT

Color blue/orange
Completely assembled according to DIN EN ISO 3821
Joined by hose clamps

Length	Dimensions	Connection	Art.-No.	Kat.-No.
10m	O2 blue = DN 6 x 5 C3H8 orange = DN 8 x 3,5	O2 blue = G1/4”RH C3H8 orange = G3/8“LH	0.469.021	043
20m	O2 blue = DN 6 x 5 C3H8 orange = DN 8 x 3,5	O2 blue = G1/4”RH C3H8 orange = G3/8“LH	0.469.022	043
40m	O2 blue = DN 6 x 5 C3H8 orange = DN 8 x 3,5	O2 blue = G1/4”RH C3H8 orange = G3/8“LH	0.469.023	043

OXYGEN / ALL FUEL GAS KIT

Color blue/ red/orange
Completely assembled according to DIN EN ISO 3821
Joined by hose clamps

Length	Dimensions	Connection	Art.-No.	Kat.-No.
5m	O2 blue = DN 6 x 3,5 red/orange = DN 9x 3,5	O2 blue = G1/4”RH red/orange = G3/8“LH	716.56301-05	043
10m	O2 blue = DN 6 x 3,5 red/orange = DN 9x 3,5	O2 blue = G1/4”RH red/orange = G3/8“LH	716.56301-10	043
15m	O2 blue = DN 6 x 3,5 red/orange = DN 9x 3,5	O2 blue = G1/4”RH red/orange = G3/8“LH	716.56301-15	043
20m	O2 blue = DN 6 x 3,5 red/orange = DN 9x 3,5	O2 blue = G1/4”RH red/orange = G3/8“LH	716.56301-20	043

For fuel gases Acetylene, Propane, Methane, MAPP, Ethylene and Hydrogen

ACCESSORIES FOR HOSES

SARM — Automatic hose reel SARM for oxyfuel twin hoses

Description	Gas	Connection	Art.-No.	Kat.-No.
SARM-A	Acetylene +Oxygen	G3/8“LH G1/4“RH	716.55382	043
SARM-PM	Propane/Methane + Oxygen	G3/8“LH G1/4“RH	716.55383	043

The SARM automatic hose reel is designed for a maximum hose length of 25 meters of twin hose. The hose is not included in the scope of delivery and can be ordered separately as an accessory.

The integration of oxyfuel hoses is defined in the DIN EN 1256: 2008-3 standard.

Quote: DIN EN 1256 Section 4.2.3 “Hose connections”:

“The hose must be connected to a suitable hose fitting with a hose connector that creates a reproducible connection. Neither worm thread clamps nor other detachable clamps or collars may be used as hose fasteners.”

Furthermore, DGUV-R 500, Section 2.26, Point 3.11 “Gas hoses” also applies here:

Gas hoses must be secured against slipping off the hose nipples. Hose connections and hose couplings must be designed according to the type of gas.

UNION NUT — Suitable for hose nipples PN 40, according to EN 560

Dimension	Spanner size	For torch system	Art.-No.	Kat.-No.
G1/4“RH	17mm	All (except SUPERTHERM)	700.50030	008
G1/4“LH	17mm	All (except SUPERTHERM)	471.30250	004
G3/8“RH	19mm	All (except MINITHERM)	700.50130	008
G3/8“LH	19mm	All (except SUPERTHERM)	700.50040	008
G1/2“RH	24mm	All (except SUPERTHERM)	286.256	008
G1/2“LH	24mm	SUPERTHERM	286.327	008

HOSE NIPPLE — PN 40, according to EN 560

Hose size	Union nut	For torch system	Art.-No.	Kat.-No.
DN 3,2	G1/4“	MINITHERM	716.01160	008
DN 3,2	G3/8“	MINITHERM	716.01161	008
DN 4	G1/4“	STARLET	471.40820	008
DN 4	G3/8“	STARLET	471.40830	008
DN 6	G1/4“	All (except MINITHERM, SUPERTHERM)	700.50050	008
DN 6	G3/8“	STARLET	700.50060	008
DN 6	G1/2“	-	749.114	039
DN 8	G3/8“	All (except MINITHERM, SUPERTHERM)	471.40770	008
DN 9	G3/8“	SUPERTHERM	471.40090	008
DN 9	G1/2“	-	749.111	039
DN 11	G1/2“	SUPERTHERM	471.40230	004
DN 13	G3/4“	-	702.03581	006

UNION NUT +HOSE NIPPLE

Hose connection PN 40 complete
According to EN 560

Hose size	*Union nut*	*Art.-No.*	*Kat.-No.*
DN 8	G1/4“RH	471.40751	008
DN 9	G1/4“RH	471.41701	008
DN 11	G3/8“RH	471.42101	008
DN 11	G3/8“LH	471.40401	004

DOUBLE- HOSE NIPPLE

Hose connector
According to EN 560

Hose size	*Art.-No.*	*Kat.-No.*
DN 6	471.41130	043
DN 8	0.462.949	043
DN 9	471.41140	043

DOUBLE- THREAD CONNECTION

For connecting of hoses

Dimension	*Gas*	*Art.-No.*	*Kat.-No.*
G1/4“RH – DN 6	Oxygen	718.26006	043
G3/8“LH – DN 9	Fuel gas	718.26008	043
G3/8“RH – DN 9	Oxygen	701.01361	043
G1/2“LH – DN 11	Fuel gas	723.23165	100101
G1/2“RH – DN 11	Oxygen	721.02088	100101
G3/4“LH – DN 16	Fuel gas	723.08249	100101
G3/4“RH – DN 16	Oxygen	732.03829	100103

HOSE CLAMPS

Hose clamps for oxyfuel hoses

Description	*Clamping range*	*Art.-No.*	*Kat.-No.*
Mini hose clamp only for MINITHERM Hoses DN 3,2	7 - 8,2mm	0.800.487	043
Clamping pliers for mini hose clamps	-	0.994.052	000
ASS hose clamps for joining hoses in pairs	Plastic 2 x 16mm	052.05341	043
ASS hose clamps for joining hoses in pairs	Aluminium 2 x 13mm	0.462.552	043

STABLECUT

See for yourself

how great **STABLECUT** is

and scan the QR code

for a video demonstration!

Use the STABLECUT for precise cuts on your components. The built-in gearbox allows you to guide the torch with ease and at a consistent speed. Whether vertical or as a bevel for weld seam preparation, the STABLECUT guarantees the highest, reproducible cutting quality and, thanks to the magnetic holder, can be used in any position. We also supply the STABLECUT with a 2-in-1 adapter for many common handheld plasma cutters from well-known manufacturers (for diameters of 25.5 mm and 30 mm). This allows you to work on stainless steel with precision.

BASE KIT STABLECUT

For precise straight cuts horizontally and vertically, bevel cuts up to 60°
Controlled cutting speed thanks to gearbox
Reduced reworking

Description	*Art.-No.*	*Kat.-No.*
Base Kit Oxyfuel (without guide rail)	716.07699	999
Consisting of: guide carriage, adjustable support rods, two torch holders (Ø17mm, Ø27mm), blue plastic case		
Base Kit Plasma (without guide rail)	716.07787	999
Consisting of: guide carriage, adjustable support rods, two torch holders (Ø25.5mm, Ø 35mm), blue plastic case		

GUIDE RAIL STABLECUT

Guide rail with strong magnets below

Description	*Length*	*Art.-No.*	*Kat.-No.*
Guide rail	380mm	716.07711	999
Guide rail	610mm	716.07712	999
Guide rail	910mm	716.07713	999
Guide rail	1220mm	716.07714	999
On-Off magnet for optional mounting on any guide rail. At least two magnets are required per rail.		716.07770	999

ADAPTER STABLECUT

Adapter for using other nozzle or torch types with STABLECUT

Description	*Diameter*	*Compatible with*	*Art.-No.*	*Kat.-No.*
Adapter D15	15mm	ANME /PNME Nozzles	716.07719	999
Adapter D19	19mm	ESSEN 4625/5625 STARCUT 4622	716.07769	999
Adapter D24	24mm	MWW torch	716.07720	999
Adapter Plasma	25,5 / 35mm	Wide variety of plasma cutters	716.07786	999

GAS ECONOMIZER

SHIELDING GAS SAVERS

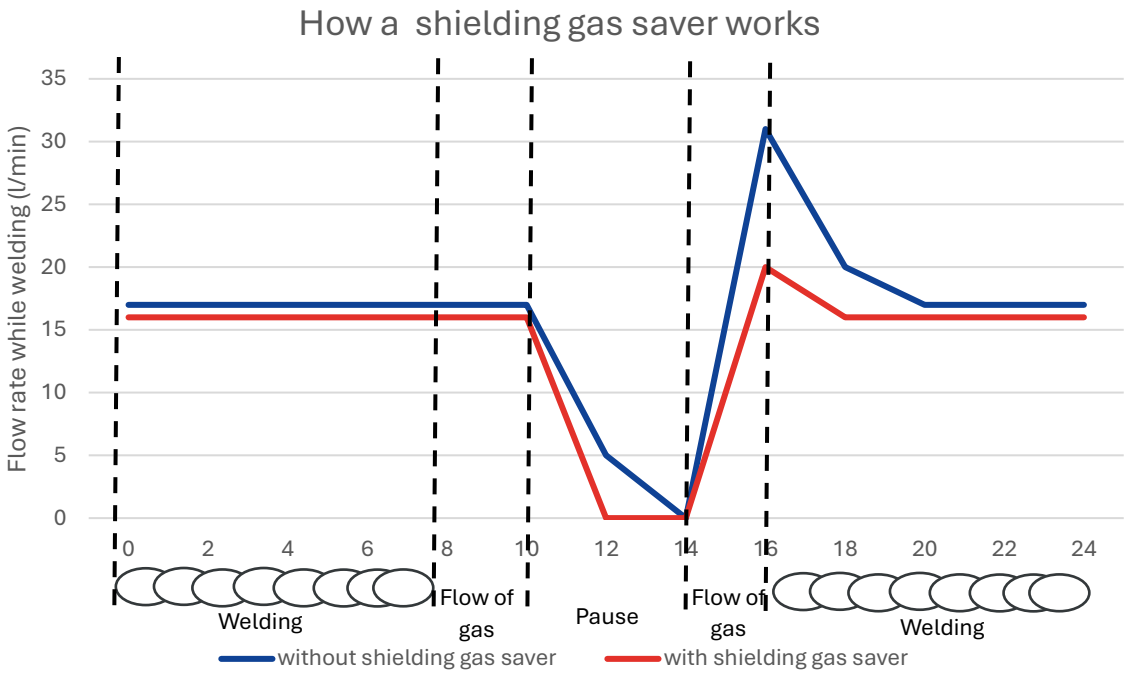

A shielding gas saver is used during gas-shielded welding to reduce gas consumption without compromising weld quality. In gas-shielded welding, a gas (e.g., argon/CO2) is used to protect the weld seam from oxygen and nitrogen in the air. Normally, a short, strong burst of gas escapes when welding starts because pressure has built up in the hose. This burst of gas is lost before the arc ignites – meaning the gas is wasted.

A shielding gas safer prevents exactly that. The shielding gas safer is installed between the pressure reducer and the welding machine. The shielding gas safer ensures that only low pressure is applied to the hose when welding is not in progress. The shielding gas safer therefore offers the greatest savings potential for welding tasks that require many short weld seams. This can save between 30 and 50% of shielding gas.

SHIELDING GAS SAVER — Shielding gas saver for MIG/MAG welding

Description	*Connection*	*Art.-No.*	*Kat.-No.*
Shielding gas saver	G1/4“RH	770.21983	043
Shielding gas saver	G3/8“RH	770.21984	043

The preset outlet pressure is 1,2bar

MECHANICAL GAS ECONOMIZER

By hooking the torch into the fork of the mechanical gas economizer, the latter automatically interrupts the gas supply without the valves on the torch having to be operated.

When the torch is removed, the full gas supply is automatically released and gas flows out of the torch again.

The mechanical gas economizer has a pilot flame for convenient ignition. The version of the mechanical gas economizer with safety shut-off also has a thermostatic valve that stops the gas supply if the pilot flame extinguishes.

FOR: MINITHERM MECHANICAL GAS ECONOMIZER

Mechanical gas economizer with pilot flame for igniting torches and safety suspension for MINITHERM torch system

Description	*Gas*	*Art.-No.*	*Kat.-No.*
Mech. gas economizer	Acetylene	716.08290	004
Mech. gas economizer	Propane/Methane/MAPP	716.08292	004
Mech. gas economizer with safety shut-off	Acetylene	716.08291	004
Mech. gas economizer with safety shut-off	Propane/Methane/MAPP	716. 08293	004

FOR: STARLET / STAR MECHANICAL GAS ECONOMIZER

Mechanical gas economizer with pilot flame for igniting torches and safety suspension for STARLET and STAR torches systems

Description	*Gas*	*Art.-No.*	*Kat.-No.*
Mech. gas economizer	Acetylene	716.08295	004
Mech. gas economizer	Propane/Methane/MAPP	716.08297	004
Mech. gas economizer with safety shut-off	Acetylene	716.08296	004
Mech. gas economizer with safety shut-off	Propane/Methane/MAPP	716. 08298	004

IGE

Mechanical gas economizer with pilot flame for STARLET / STAR torch systems
Fuel gases Acetylene (Type A) and Propane, Methane, MAPP (Type PMY)

Description	*Connection*	*Type A Art. No.*	*Type PMY Art.-No.*	*Kat.-No.*
IGE/E	DIN	716.06430	716.06435	050
IGE/B	BSP	716.06431	716.06436	050
IGE/U	CGA	716.06432	716.06437	050

ELECTRICAL GAS ECONOMIZER

By hooking the torch into the fork of the electric gas economizer, the gas supply is automatically interrupted without having to operate the valves on the torch.

When the torch is removed, the full gas supply is automatically released and gas flows out of the torch again.

For convenient ignition, the mechanical gas economizer has an ignition column that can ignite the torch with the aid of an electric spark.

In addition, the electric gas economizer has an adjustment option for the ignition time, i.e., how long the ignition spark should be active, and a variable oxygen afterflow time.

ELECTRICAL GAS ECONOMIZER — Gas economizer with electric iginition for torch systems MINITHERM, STARLET, (STAR)

Description	*Conncetion solenoid valves*			*Voltage*	*Art.-No.*	*Kat.-No.*
	Oxygen	*Fuel gas*	*Shielding gas*			
Electr. gas economizer	G1/4“RH	G3/8“LH	-	24V, 50/60Hz	716.05756	000
Electr. gas economizer	G1/4“RH	G3/8“LH	-	230V, 50/60Hz	716.05755	000
Electr. gas economizer	G1/4“RH	G3/8“LH	G1/4“RH	230V, 50/60Hz	716.06359	000

PORTABLE FLAME CUTTING MACHINES

SECATOR 2



See for yourself

how great the **SECATOR 2** is

and scan the QR code

for a video demonstration!

The SECATOR 2 is a robust, durable, and comfortable portable flame cutting machine of the highest quality. Its solid base with a total weight of 11 kg protects it from external influences, while the two carrying handles still allow the machine to be carried easily. Simple controls and a digital speed display enable every user to deliver reproducible cuts of the highest quality.

Drive	Voltage	Speed range	Cutting range	Strip cutting width	Weight
Condenser induction motor 230V 50/60Hz	115-230V 50/60Hz (42V Version)	0 – 1500mm/min	3-300mm	80-600mm	11kg

FOR ACETYLENE SECATOR 2

SECATOR 2 with one or two torches
Fuel gas Acetylene



Description	*Art.-No.*	*Kat.-No.*
SECATOR 2 with **1x MS 832-A** for Ring-/Slot nozzles	EU*:716.58111 UK*: 716.58124	011
SECATOR 2 with **2x MS 832-A** for Ring-/Slot nozzles	EU*: 716.58113 UK*: 716.58126	011
SECATOR 2 with **1x MS 932-A** for cylindrical nozzles	EU*: 716.58115 UK*: 716.58128	011
SECATOR 2 with **2x MS 932-A** for cylindrical nozzles	EU*: 716.58117 UK*: 716.58130	011

*EU = EU-Plug / UK-Plug = UK-Plug

FOR PMYE SECATOR 2

SECATOR 2 with one or two torches
Fuel gas Propane/Methane/MAPP/Ethylene



Description	*Art.-No.*	*Kat.-No.*
SECATOR 2 with **1x MS 832-PMYE** for Ring-/Slot nozzles	EU*: 716.58112 UK*: 716.58125	011
SECATOR 2 with **2x MS 832-PMYE** for Ring-/Slot nozzles	EU*: 716.58114 UK*: 716.58127	011
SECATOR 2 with **1x MS 932-PMYE** for cylindrical nozzles	EU*: 716.58116 UK*: 716.58129	011
SECATOR 2 with **2x MS 932-PMYE** for cylindrical nozzles	EU*: 716.58118 UK*: 716.58131	011

*EU = EU-Plug / UK-Plug = UK-Plug

FOR NOZZLE MIXING SECATOR 2

SECATOR 2 with one or two torches
Fuel gas Acetylene or Propane/Methane/MAPP



Description	*Art.-No.*	*Kat.-No.*
SECATOR 2 with **1x MSID-A/PMY** for gas mixing nozzles	EU*: 716.58120 UK*: 716.58133	011
SECATOR 2 with **2x MSID-A/PMY** for gas mixing nozzles	EU*: 716.58121 UK*: 716.58134	011
SECATOR 2 with **1x MSAP-A/PMY** for gas mixing nozzles	EU*: 716.58119 UK*: 716.58132	011

*EU = EU-Plug / UK-Plug = UK-Plug

42V-VERSION SECATOR 2

Description	*Art.-No.*	*Kat.-No.*
SECATOR 2 42V machine	716.58015	011

Without accessories / open cable end / Equipment on request

SCOPE OF DELIVERY

1x Base machine SECATOR 2, **1x** machine cutting torch, **1x** hose kit for connecting the torch to the gas manifold
1x kit of safety devices for machine cutting torch, **1x** adjusting valve for heating O2, **1x** adjusting valve for fuel gas,
1x ball valve for cutting O2, **1x** kit of fitting cutting nozzles up to 100mm (except „Nozzle mixing SECATOR 2“),
1x counter weight 2,6kg, **1x** gear rack 540mm, **1x** gas manifold (including mounting plate),
1x hose kit anchor
1x heat protection shield
1x torch holder

For two cutting torches, additionally:
Second machine cutting torch with accessories like mentioned above,
Second torch holder

MIG/MAG WELDING SECATOR 2

SECATOR 2 with MIG/MAG welding torch



Description	*Art.-No.*	*Kat.-No.*
SECATOR 2 with **1x MIG/MAG welding torch**	EU*:716.58122 UK*:716.58135	011

*EU = EU-Plug / UK-Plug = UK-Plug

Scope of delivery:
1x Base machine SECATOR 2
1x MIG/MAG welding torch
1x torch holder
1x gear rack 540mm
1x hose kit anchor
1x counter weight 2,6kg
1x heat protection shield

MIG/MAG WELDING TORCH

Description	*Art.-No.*	*Kat.-No.*
MIG/MAG welding torch with external switch, water cooling and Binzel-central connection	716.55534	006

UNIVERSAL-ADAPTER

Description	*Art.-No.*	*Kat.-No.*
Universal-Adapter for shaft diameter 13-50mm with height and angle adjustment	716.55533	006

ACCESSORIES SECATOR 2

GUIDE RAIL SECATOR 2

Description	*Art.-No.*	*Kat.-No.*
Guide rail 1800mm	716.58004	011

Guide rails are compatible with each other and can be combined to cover longer distances.

GEAR RACK SECATOR 2

Description	*Art.-No.*	*Kat.-No.*
Gear rack 540mm	716.58012	011
Gear rack 700mm	716.58001	011

RADIUS BAR SECATOR 2

For circular cuts with the SECATOR 2

Description	*Art.-No.*	*Kat.-No.*
Radius bar for circular cuts with Ø240-1000mm	716.58007	011

EDGE GUIDE SECATOR 2

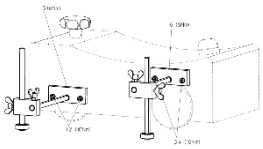

Description	*Art.-No.*	*Kat.-No.*
Edge guide in stainless steel for straight work pieces	716.58145	011

ACCESSORIES SECATOR 2

Description	*Art.-No.*	*Kat.-No.*
Heat protection shield for additional protection of the SECATOR 2 from below	716.58017	011
Support roller for additional stabilization when using heavy equipment on the SECATOR 2	716.58018	011
Torch holder with angle and height adjustment	716.58006	011
Hose kit anchor	716.58005	011

PORTACUT



See for yourself

how great the **PORTACUT** is

and scan the QR code

for a video demonstration!

The PORTACUT is a lightweight, handy, and flexible portable flame cutting machine. Its lightweight base unit with a total weight of 9.5 kg makes it perfect for quick and convenient transport to different work sites, quickly making it an indispensable tool. Simple controls enable every user to deliver reproducible cuts of the highest quality.

Drive	Voltage	Speed range	Cutting range	Strip cutting width	Weight
Condenser induction motor 230V 50/60Hz	230V 50/60Hz	50 – 800mm/min	3-300mm	80-300mm	9,5kg

PORTABLE FLAME CUTTING MACHINES

MESSER Cutting Systems

FOR ACETYLENE PORTACUT

PORTACUT with one or two torches
Fuel gas Acetylene

Description	*Art.-No.*	*Kat.-No.*
PORTACUT with **1x MSZ 832-A** for Ring-/Slot nozzles	716.51782	006
PORTACUT with **2x MSZ 832-A** for Ring-/Slot nozzles	716.11443	006
PORTACUT with **1x MSZ 932-A** for cylindrical nozzles	716.55540	006
PORTACUT with **2x MSZ 932-A** for cylindrical nozzles	716.55541	006

FOR PMYE PORTACUT

PORTACUT with one or two torches
Fuel gas Propane/Methane/MAPP/Ehtylene

Description	*Art.-No.*	*Kat.-No.*
PORTACUT with **1x MSZ 832-PMYE** for Ring-/Slot nozzles	716.51783	006
PORTACUT with **2x MSZ 832-PMYE** for Ring-/Slot nozzles	716.11444	006
PORTACUT with **1x MSZ 932-PMYE** for cylindrical nozzles	716.55542	006
PORTACUT with **2x MSZ 932-PMYE** for cylindrical nozzles	716.55543	006

GAS MIXING PORTACUT

PORTACUT with one or two torches
Fuel gas Acetylene or Propane/Methane/MAPP/Ehtylene

Description	*Art.-No.*	*Kat.-No.*
PORTACUT with **1x MSIDZ-A/PMYE** for gas mixing nozzles	716.51784	006
PORTACUT with **2x MSIDZ-A/PMYE** for gas mixing nozzles	716.11445	006

Scope of Delivery

1x PORTACUT base machine
1x machine cutting torch
1x hose kit for connecting the machine cutting torch to the gas manifold
1x kit of safety devices for machine cutting torches
1x adjusting valve heating O2
1x adjusting valve fuel gas
1x adjusting valve cutting O2
1x kit of fitting cutting nozzles up to 100 mm
1x gear rack
1x torch holder
1x gas manifold (including mounting plate for gas manifold)

For two cutting torches, additionally:
Second machine cutting torch with accessories as above,
1x second torch holder,
1x extended gear rack,
1x counter weight

MIG/MAG WELDING PORTACUT

PORTACUT with MIG/MAG welding torch



Description	*Art.-No.*	*Kat.-No.*
PORTACUT with **1x MIG/MAG welding torch**	716.55535	006

Scope of delivery:
1x Base machine PORTACUT
1x MIG/MAG welding torch
1x torch holder
1x hose kit anchor
1x gear rack
1x heat protection shield

MIG/MAG WELDING TORCH

Description	*Art.-No.*	*Kat.-No.*
MIG/MAG welding torch with external switch, water cooling and Binzel-central connection	716.55534	006

UNIVERSAL-ADAPTER

Description	*Art.-No.*	*Kat.-No.*
Universal-Adapter for shaft diameter 13-50mm with height and angle adjustment	716.55533	006

ACCESSORIES PORTACUT

GUIDE RAIL PORTACUT

Description	Art.-No.	Kat.-No.
Guide rail 1200mm	716.51790	006
Guide rail 1800mm	716.52018	006

Guide rail of different lengths are not compatible with each other, only same lengths are!

GEAR RACK PORTACUT

Description	Art.-No.	Kat.-No.
Gear rack 430mm	716.51791	006

RADIUS BAR PORTACUT

For circular cuts with PORTACUT

Description	Art.-No.	Kat.-No.
Radius bar for circular cuts with Ø30-2400mm	716.51793	006

ACCESSORIES

GAS IGNITER

Description	Art.-No.	Kat.-No.
Gas igniter Stable brass frame, wing nut nickel plated With guard rail	052.02900	043
Spare flints 3 x 20mm	052.02710	043

SEALING TAPE

Description	Art.-No.	Kat.-No.
Sealing tape 12 x 0,1 12m sealing tape For sealing srew connections	032.1422	038

GLOVES

Description	Art.-No.	Kat.-No.
Welding gloves size 14	770.20497	043
Welding gloves size 16	770.20498	043

TORCH ACCESSORIES

ACCESSORIES — For cutting inserts and hand cutting torches

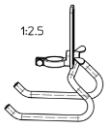

Description	Torch system	Art.-No.	Kat.-No.
Torch carriage For torch heads Ø27mm	STARLET / STAR STARCUT / ESSEN To be fixed at the torch head	716.00485	024
Torch carriage For cutting nozzles 16mm	STARLET ANME / PNME nozzles To be fixed at the nozzle	716.06660	024
Radius bar For circular cuts Ø140 - 800mm	STARLET / STAR STARCUT / ESSEN	716.00669	024
Sliding skid 138mm width	STARCUT / ESSEN	716.07904	038
Ball bearing radius bar For torch heads Ø27mm For circular cuts Ø20 - 120mm	Only for cutting inserts STARLET Short distance pin 22mm	716.00584	024
Ball bearing radius bar For torch heads Ø27mm For circular cuts Ø20 - 120mm	STAR STARCUT / ESSEN Long distance pin 30mm	320.61000	038
Radius bar For straight torch heads Ø27mm	For straight cutting inserts (Type STARLET / STAR)	551.22300	004

Torch spanner		186.58074	038
Steel case standard Blue	STARLET / STAR	716.01842	038
Steel case WS Blue	For STARLET WS kits	716.02649	038
Steel case WS Blue	For STARLET WS kits with handle STARLET 1302	716.06344	038
Plastic case Blue without foam inlays	For STARLET kits	716.06446	038
Upper inlay For case 716.06446	For STARLET kits	716.07020	999
Lower inlay For inlay 716.06446	For STARLET kits	716.07021	999
Insert connecting nut 10mm	For handle MINITHERM	716.05980	008
Insert connecting nut 15mm	For handle STARLET	242.49970	008
Insert connecting nut 20mm	For handle STAR	242.52020	008

NOZZLES ACCESSORIES

ACCESSORIES For cleaning and storage of nozzles

Type	*Description*	*Art.-No.*	*Kat.-No.*
Nozzle cleaning set For hand cutting nozzles	with slot cleaners in case	052.29201	038
Nozzle cleaning set For machine cutting nozzles	with slot cleaners in case	716.01085	004
Cleaning needle Conical	For cutting oxygen channel	716.01879	004
Cleaning brush	Brass bristles	052.04020	004
Nozzle box blue	For nozzles	666.16243	008
Box insert Blue For box 666.16243	For ring-/slot nozzles	050.02920	008
Box insert Blue For box 666.16243	For block nozzles	050.02940	008
Box insert Blue For box 666.16243	For VADURA 1210/1215-A	716.02548	008
Box insert Blue For box 666.16243	For VADURA 9215-A GRICUT 9230-PMYE	716.07332	999

TOOLS	Rework of hand cutting torch heads STARCUT / ESSEN / cutting inserts STARLET / STAR			
	Type	*Description*	*Art.-No.*	*Kat.-No.*
	Nozzle seat rework tool WSF 7521	For ring-/slot nozzles	0.939.005	000
	Nozzle seat rework tool WSF 7019	For gas mixing nozzles, 30°	0.912.001	000
	Nozzle seat rework tool WSF 7267	For block nozzles, 45°	0.939.004	000

CREATING SOLUTIONS
BEYOND MACHINES

PRODUCT
AUTOMATION
DIGITAL
SERVICES
KNOW-HOW

What we stand for

Messer Cutting Systems is a global supplier of cutting edge technology for the metalworking industry.

With over 900 employees worldwide in over 50 countries, we maintain a constant dialogue with our customers to achieve sustainable user-oriented innovation.

Our portfolio embraces the themes PRODUCT, DIGITAL, SERVICES, AUTOMATION and KNOW-HOW. We will live up to our claim "creating solutions beyond machines" not just with the most modern cutting systems and solutions for oxyfuel technology.

Appropriate services and training, our own software applications as well as the integration of solutions from our technology partners, e. g. in the field of automation, complete the machine to give forward-looking total solutions.

Our know-how combined with our customer-oriented attitude and actions have made us the worldwide partner of choice for innovative total solutions on all aspects of cutting systems for over 120 years.

Messer Cutting Systems GmbH

Otto-Hahn-Straße 2–4 | 64823 Groß Umstadt
Germany

Tel. +49 6078 787-0
Fax +49 6078 787-150
Mail info@messer-cutting.com
www.world-of-oxyfuel-technology.com

©Messer Cutting Systems GmbH 2020

The descriptions, technical data and illustrations contained in this document are provided for guidance purposes only and are non-binding. The manufacturer reserves the right to make alterations to products without notice.

messer-cutting.com

THE MESSER EXPERIENCE